



# VESTA B

*The pictures shown are for illustrative purposes only. For shape, material and color specifications refer to internal descriptions.*

# Vesta B

## Technical data

### ACCESSIBILITY



#### Timeless

Tool-free openable fixture. Replaceable internal components without the need of tools.

### OPTICAL TECHNOLOGY



#### Glassed

Refracting optical system consist of singlechip LED, PMMA lenses with 30 years of warranty against UV and yellowing by aging, aluminium reflector having a purity of 99,7% and extra clear tempered glass.

### STANDARD

EN 60598-1, EN 60598-2-3, EN 62471, EN 55015, EN 61547, EN 61000-3-2, EN 61000-3-3

### CONFORMITY | PROTECTION

#### Conformity



#### Salt spray test

ISO 9227



8000 hr

#### Vibration test passed

IEC 60068-2-6



#### Insulation classes



#### Protection classes



#### Photobiological safety



Classe 0 Exempt group IEC/TR62471

### PLUS



CUT OFF



OPTICAL FLEXIBILITY



LOW GLARE



COMPLIANT



IPEA MIN

### LIGHTING FIXTURE FEATURES

#### General features

Power source:	220-240V   50/60Hz   tolerance +/-10%
Current supply:	350 mA   525 mA   700 mA   1050 mA (P <sub>max</sub> = 129W)
Power Factor   THD:	≥0.95   <10 % (At full load)
Expected life (Ta=25°):	> 100.000 h   L90B10   @ LED 350mA
Operational temperature (Ta):	T <sub>min</sub> = -40°C   T <sub>max</sub> = +55°C   700 mA +50°C   1050 mA
Storage temperature:	-40°C/+80°C
Overcharge protection:	Main surge immunity up to 10kV
Disconnecter:	Optional
Standard functions:	Current fixed   Virtual midnight   CLO

#### Materials

Lighting fixture:	Die cast aluminium   EN1706
Optical system:	Optics in PMMA Aluminium reflector, 99.7% oxidised and polished purity
Screen:	Screen-printed ultraclear tempered glass   Th. 4mm
Gaskets:	Removable silicon
Cable gland:	Polyamide PA66   M20   Ø 14mm MAX   IP 66
Screws and bolts:	AISI 304 stainless steel
Fixture color:	GMR light   Others on request
Silkscreen color:	RAL 9005

### LED FEATURES

LED data 4.000 K - 640mA:	700 lm/LED   181 lm/W   25°C [Tj]   ≤ 3 step MacAdam
Color temperature:	2.200K   2.700K   3.000 K   4.000 K   CRI ≥ 70

### OPTIONAL

Additional surge protector device:	SPD with warning LED CLASS 1   CLASS 2 12kV
Additional surge protector device SPD 400:	SPD with warning LED CLASS 1   CLASS 2 12kV+ permanent overvoltage protection higher than 270Vac
Electrical equipment:	Power cable with 2-3 or 4-5 core connector Disconnecter and cable clamp   cross section 1.5mm <sup>2</sup> ÷ 4mm <sup>2</sup>
Optional functions:	DALI2   D4i   Presence sensor
Connectors and sockets:	NM (Nema Socket)   ZS (Zhaga Socket)



Scale: 1:10

#### Max. weight CXS

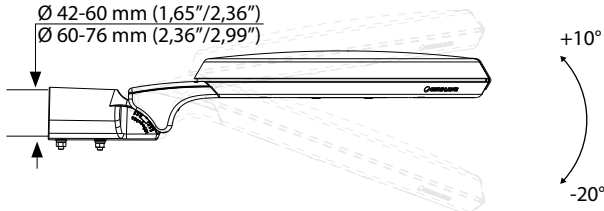
8,6 Kg Lateral: 0,05 m<sup>2</sup> | Plan: 0,18 m<sup>2</sup>

### FIXING TYPE



Side  
Adjustable in 5° steps

Ø 42-60 mm (1,65"/2,36")  
Ø 60-76 mm (2,36"/2,99")

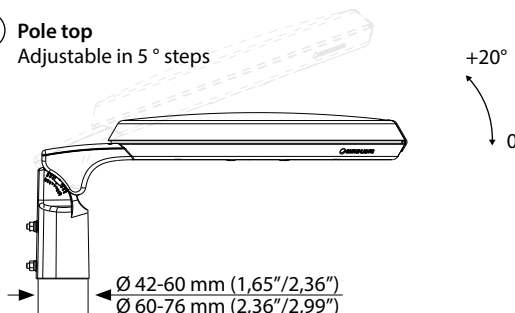


Pole top  
Adjustable in 5° steps

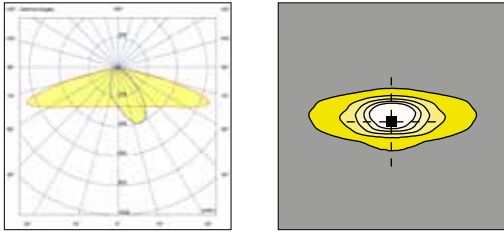
+20°

0°

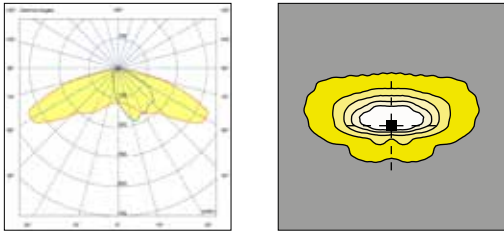
Ø 42-60 mm (1,65"/2,36")  
Ø 60-76 mm (2,36"/2,99")



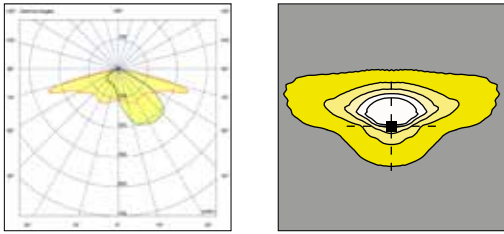
2A



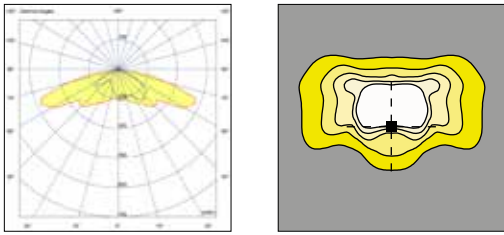
2B



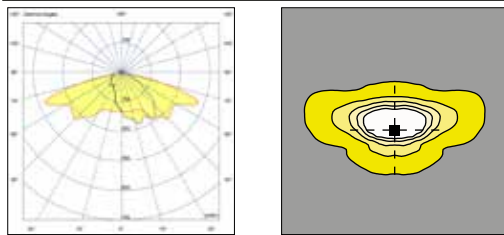
2C



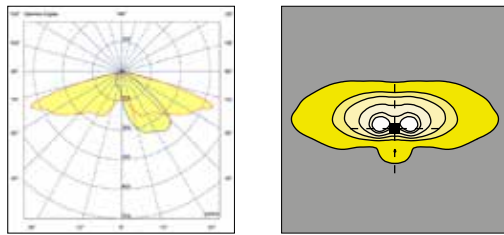
2D



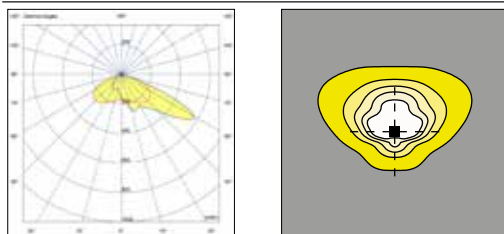
3A



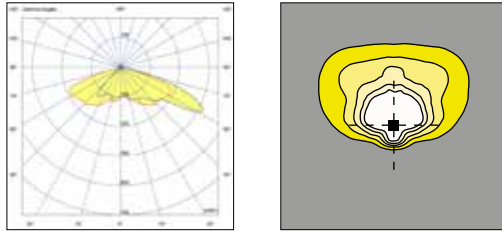
3B



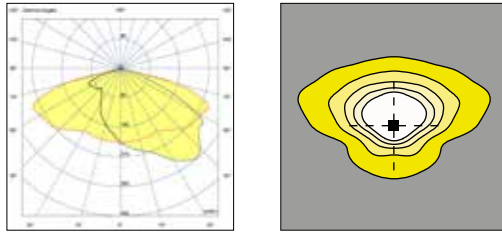
3C



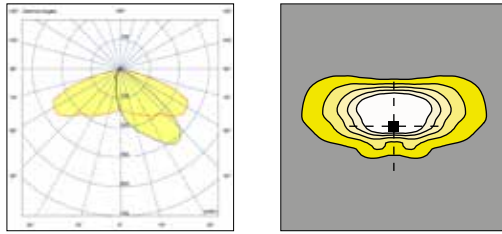
3D



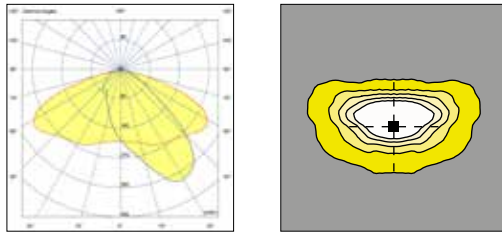
3E



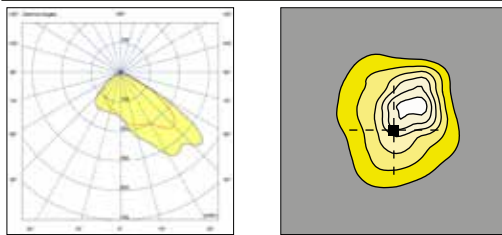
3F



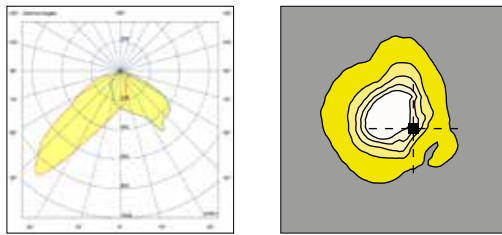
3G








4A



4B



The LED modules nominal data refers only to the LED light sources in a standard version, with 4000 K color temperature, color rendering index CRI 70 min. and a junction temperature  $t_j$  of 25°C. The LED nominal data are extrapolated from the manufacturer documentations.

LED code		I LED [mA]	I lighting fixture [mA]	Luminous flux [lm]	Power LED [W]	Efficiency [lm/W]
GL02		175	350	1547	7,6	204
		265	525	2279	11,7	195
		350	700	2980	15,9	187
		525	1050	4368	24,5	178
GL04		175	350	2993	15,2	197
		265	525	4400	23,3	189
		350	700	5659	31,6	179
		525	1050	7931	48,6	163
GL06		175	350	4440	22,8	195
		265	525	6515	34,9	187
		350	700	8164	47,2	173
		525	1050	10226	72,3	141
GL08		175	350	6129	30,5	201
		265	525	9010	46,6	193
		350	700	11589	63,2	183
		525	1050	16242	97,3	167
GL10		175	350	7400	38,0	195
		265	525	10858	58,1	187
		350	700	13606	78,7	173
		525	1050	17043	120,6	141

The lighting fixture measured data refers to GMR ENLIGHTS products in a standard version, with 4000 K color temperature, optica type 3G and an ambient temperature  $t_a$  of 25 °C.

**GMR ENLIGHTS offers the possibility of driving the device with custom currents (•).**

Feature availability is subject to configurations. To obtain luminous fluxes and efficiencies of the lighting fixture in case of optic type and/or color temperature and/or color rendering index different from the standard use the conversion factors shown in the tables.

Order code: VBS_GLxx		I LED [mA]	I lighting fixture [mA]	Luminous flux [lm]	Power LED [W]	Efficiency [lm/W]
GL02		175	350	1523	9,0	169
		265	525	2242	13,5	166
		350	700	2932	18,5	158
		525	1050	4298	28,0	154
GL04		175	350	2945	17,5	168
		265	525	4329	26,5	163
		350	700	5569	34,5	161
		525	1050	7804	53,0	147
GL06		175	350	4369	26,0	168
		265	525	6410	38,5	166
		350	700	8033	51,5	156
		525	1050	10062	77,0	131
GL08		175	350	6031	34,0	177
		265	525	8866	50,5	176
		350	700	11404	68,0	168
		525	1050	15982	104,0	154
GL10		175	350	7282	42,0	173
		265	525	10684	63,0	170
		350	700	13389	85,0	158
		525	1050	16770	129,0	130

### OPTIC CONVERSION FACTOR LUMINOUS FLUX

### Tk CONVERSION FACTOR LUMINOUS FLUX

### CRI CONVERSION FACTOR LUMINOUS FLUX

Optic type	Flux multiplier
1A   2B   3G	1,00
2C   4B	0,99
1B   2A   3C   3D   4A   5A	0,98
2D   3E   3F   3H	0,97
3A   3B	0,96

Tk [K]	Flux multiplier
2.200	0,86
2.700	0,94
3.000	0,95

CRI (color render index)	Flux multiplier
70	1,00
80	0,91

(\*) See pag: Available optical system, to check the optic type availability.

(\*\*) See pag: Technical data, to check the colour temperature availability.

# Functions

## Standard functionality

### Fixed current

During production, the light fixture is pre-set with a fixed current amongst the standard settings that appear in the tables on page 3. Upon customer's request, it is also possible to set a specific current (custom setting).

### Virtual Midnight | Automatic dimming

The driver is programmed to automatically dim the light output according to the time. As required by regulations, the maximum output is set during initial hours and towards the end of the light fixture's operating time interval. During these hours there is statistically more traffic. The light output is then dimmed during the central hours of the operating time interval. This management is achievable through a self-learning process of the device, that establishes the centre point of the time interval. This moment is called "virtual midnight" and it is the point that the dimming profile refers to in order to know when to reduce the light output. We can manage up to 8hrs of programming that evolve around the virtual midnight and up to 5 steps of dimming. This way the light output will adjust automatically, adapting throughout the year to the duration of the nighttime, by referring to the pre-set parameters based on the centre point of the operating time interval.

### CLO Constant Lumen Output

LEDs over time are inevitably subject to performance depreciation. This light reduction may be compensated by gradually increasing the LED's current during its lifespan, this corresponds to a gradual increase of lumen output proportional to the amount that is naturally depreciated.

## On request functionality

### DALI2 Control and monitoring system

On request, the fixture can be fitted with a DALI2 communication interface. This protocol allows it to be monitored and controlled remotely through use of Dali control buses.

### D4i

On request, the fixture can be equipped with a D4i certified power supply. This is the ideal solution for wireless sensors and/or controls. This system was developed to integrate various systems to address smart city requirements. Included is DALI2 protocol + auxiliary power (AUX) to supply power to devices and sensors. This system is usually required when using a Zhaga socket.

### LINESWITCH

This functionality by using an extra wire within the streetlight's power line, allows to dimmer to a pre-set level. For example, a centralised timer can change this value from 100% to 50%, and vice versa.

### AMPDIM

This feature allows dimming using the power line controlled by an upstream flow regulator. For this feature, the flow controller must use amplitude modulation (AM).

### NEMA | Nema Socket (7 PIN)

The Nema Socket is a 7 PIN connector/socket with IP66 rating, that is fitted on the fixture to make it interfaceable with various ANSI C136 compliant devices and remote-control gear. These devices can be installed during or after installation of the light fixtures. The NEMA socket can provide power interruption and is interfaceable with DALI buses and/or 1-10V dimming. It is compatible with point-to-point node connection, and twilight sensors ect.

### ZHAGA Zhaga Socket (4 PIN)

The Zhaga socket is a small and compact 4 Pin connector/socket, that is fits ideally with the design of GMR ENLIGHTS fixtures. With ZHAGA sockets it is possible install the devices, sensors, ZHAGA remote controls during or after installation of the light fixtures. This socket is usually required in conjunction with the DALI Sensor feature, which involves a DALI2/D4i communication protocol in addition to 12/24V auxiliary port to supply power to the sensors. It is compatible with point-to-point wireless control solutions and SMART CITY applications to control and monitor the public lighting infrastructure.

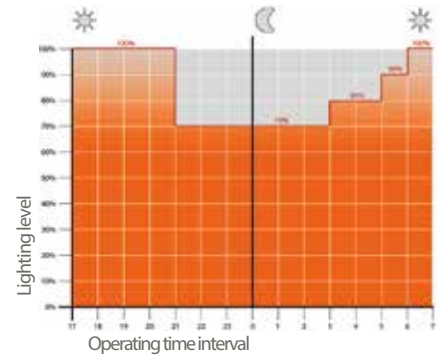
### PRESENCE SENSOR

The product can be equipped with a presence sensor type zhaga book 18 in the lower part of the luminaire. In this case the lighting body is provided with Zhaga socket and Driver D4i. It is very important to carefully evaluate the installation context (height and underlying area) according to the sensing diagram of the device.

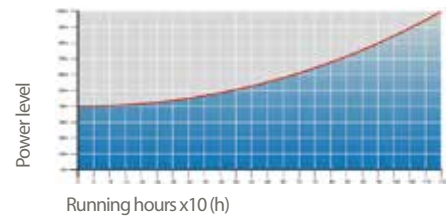
### Third-party remote control

GMR ENLIGHTS fixtures are compatible with most third-party remote controls, powerline communication systems, wired systems (buses) and wireless systems.


Example of 4-step adjustment with virtual midnight




CLO Light Flow Compensation



7 Pin Nema Socket 7 (A) and IP66 shorting cap (B)



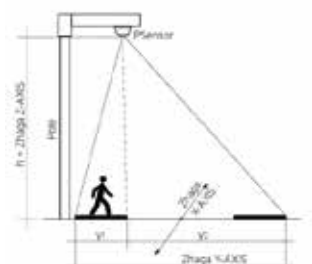
4 Pin Zhaga Socket (C) and IP66 cap (D)



Installation example of Zhaga



Installation example of presence sensor



## Protection cycles

rev. 2026.02.01

GMR ENLIGHTS works with cast iron, steel and aluminum. The materials are selected and processed to maximize performance and quality.

### DIE-CAST ALUMINIUM

#### Protection of die-cast aluminium surfaces for lighting fixtures, tops, collars, brackets and pastorals

Lighting fixtures, brackets, pastoral, and die-cast accessories undergo a cycle of powder painting which creates a barrier against the corrosion of metal parts. Moreover this barrier makes the finished product comply with design specifications in terms of surface roughness, color and reflectance.

The cycle consists of the following steps:

- Micro sandblasting;
- Hot pickling bath in a zinc-based phosphodegreasing solution;
- Specific process for the preparation of surfaces before painting;
- Washing with water;
- Rinsing with demineralised water and subsequent drying;
- First powder layer application followed by kiln baking at 180°;
- Final powder layer application using a High Durability product and final kiln roasting at 180°C (356°F).



#### Salt spray test

The top quality of such treatments is confirmed by salt spray tests performed in accordance with standard ISO 9227:2017 Neutral Salt Spray test (NSS).

The test was carried out for 8.000 hours at 35°C (95°F) and demonstrated through the report test released.



**GMR ENLIGHTS s.r.l.**

Legal headquarters:  
Strada Provinciale Specchia - Alessano, 68 - 73040 (LE)

Administrative and operational headquarters:  
Via Grande n°226 - 47032 Bertinoro (FC)

T +39 0543 462611  
F +39 0543 449111

**sales@gmrenlights.com**  
**www.gmrenlights.com**