



WOLTRONSPORT3

OPTICS ASYMMETRICS

For product specifications, materials and colours, please refer to the details inside

Woltron 03 Sport

Technical data

INSTALL

Floodlight towers for lighting sports fields.

ACCESSIBILITY



Openable


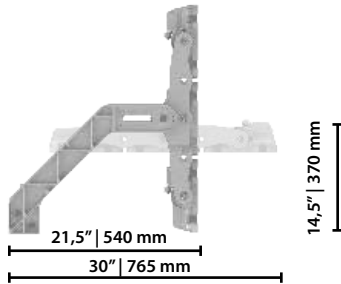
Openable fixture with basic tools
Replaceable internal components
using basic tools.

OPTICAL TECHNOLOGY



Glassed

Refracting optical system consist of singlechip LED, PMMA lenses with 30 years of warranty against UV and yellowing by aging, aluminium reflector having a purity of 99,7% and extra clear tempered glass.



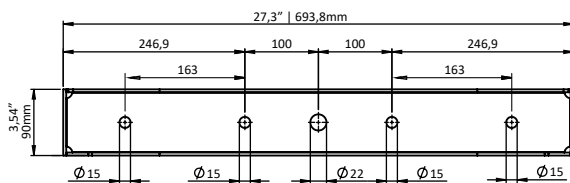
Scale: 1:15

Max. weight

30 Kg (bracket+ floodlights)

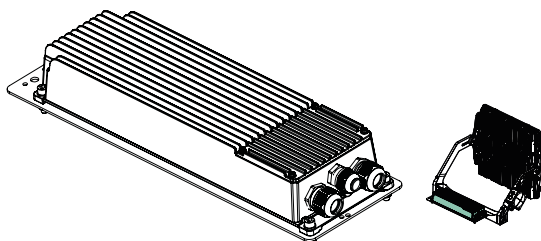
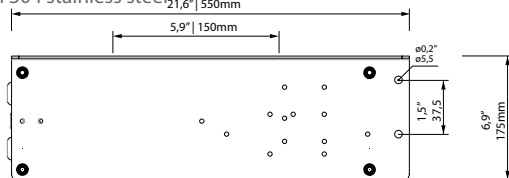
Power supply (driver+driver plate): 7,5 Kg

FLOODLIGHTS FIXING



DRIVER PLATE

AISI 304 stainless steel

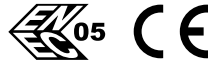


STANDARD

EN 60598-1, EN 60598-2-3, EN 62471, EN 55015, EN 61547, EN 61000-3-2, EN 61000-3-3

CONFORMITY | PROTECTION

Conformity



Salt spray test

ISO 9227



Vibration test passed

IEC 60068-2-6



Insulation classes



Protection classes



Photobiological safety



Classe 0 Exempt group IEC/TR62471

PLUS



OPTICAL FLEXIBILITY



LOW GLARE



COMPLIANT



IPEA MIN

LIGHTING FIXTURE FEATURES

General features

Power source: 200-400Vac | tolerance +/-10%

Current supply: Up to 1300mA

Max power: 1554W

Power Factor | THD: ≥0.95 | <10 % (At full load)

Expected life (Ta=25°): > 100.000 h | L90B10

Operational temperature (Ta): T_{min} = -40°C T_{max} = +50°C

Storage temperature: -40°C/+80°C

Overcharge protection: Main surge immunity up to 10kV

Functions: Current fixed | Virtual midnight | CLO
DALI | DMX

Standard equipment: Dislocable driver up to 300 meters

Materials

Lighting fixture: Die cast aluminium | EN1706

Bracket: Made up: 2 die-cast aluminum arms
1 hot galvanized steel base

Optical system: Optics in PMMA High Temperature

Frame: Die cast aluminium | EN1706 | 3 adjustments

Screen: Ultraclear tempered glass | Th. 4mm

Gaskets: Removable silicon

Screws and bolts: AISI 304 stainless steel

Colors: **GMR light** **RAL 9016**

LED FEATURES

LED data 4.000 K - 640mA: 722 lm/LED | 186 lm/W | 25°C [Tj] | ≤ 3 step MacAdam

Color temperature: 4.000 K | 5.000 K | 5.700 K | CRI ≥ 70

TILT-BASED EXPOSURE

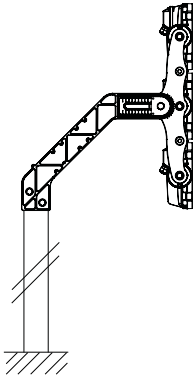
CX

| Gradi | m ² |
|-------|----------------|
| 30° | 0,27 |
| 15° | 0,14 |
| 0° | 0,09 |

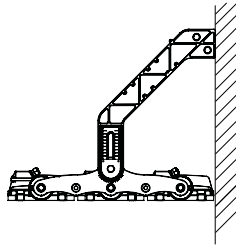


FASTENING SYSTEMS

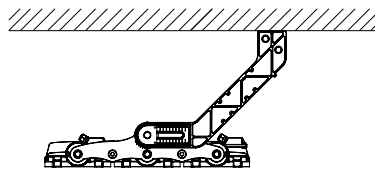
Pole top installation



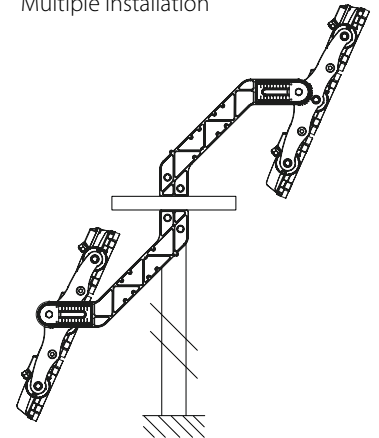
Wall installation



Surface installation

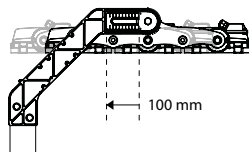


Multiple installation

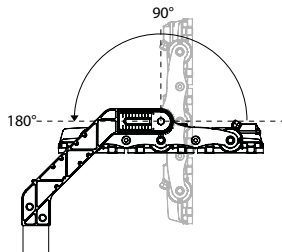


ADJUSTMENT DIAGRAMS

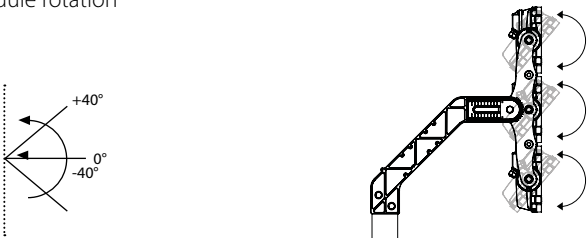
Longitudinal adjustment



Full projector rotation



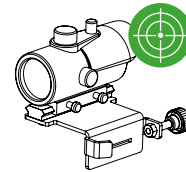
Module rotation



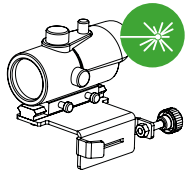
MECHANICAL EQUIPMENT:

- Aiming device for precise pointing

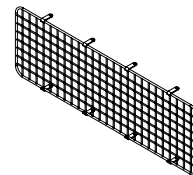
OPTIC



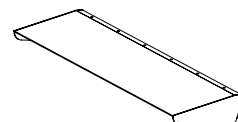
LASER



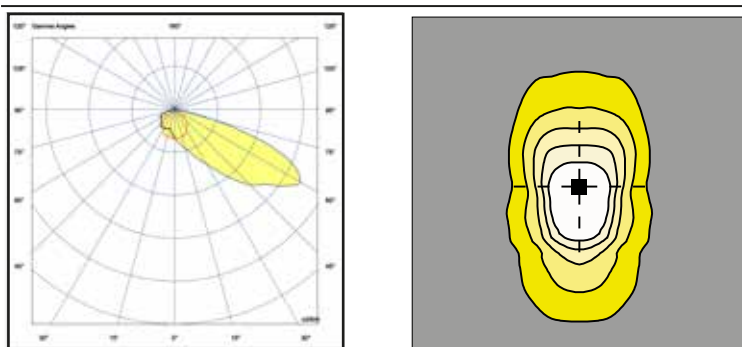
- Protection grille



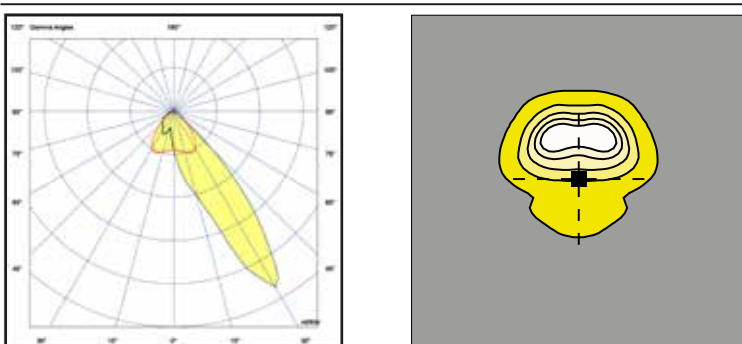
- Light shield



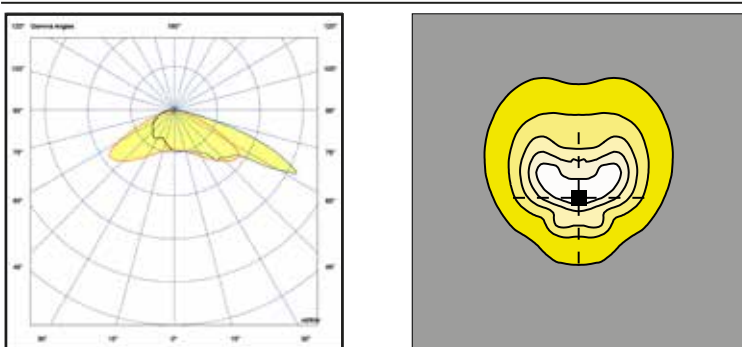
11A



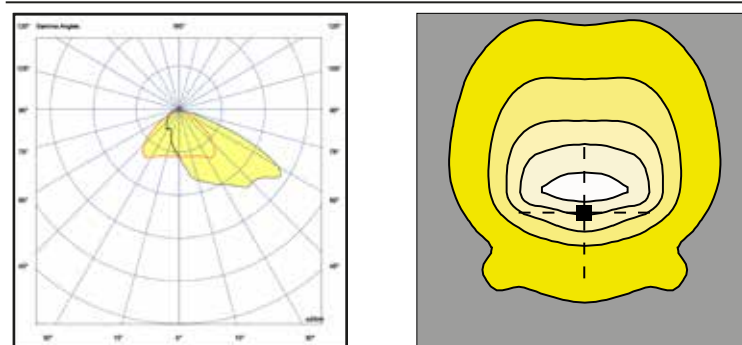
11B



11C



11E




Lighting fixture measured data

2026.04

The lighting fixture measured data refers to GMR ENLIGHTS products in a standard version, with 4000 K color temperature, tilt 0°, and an ambient temperature t_a of 25 °C.

Feature availability is subject to configurations. To obtain luminous fluxes and efficiencies of the lighting fixture in case of optic type and/or color temperature and/or color rendering index different from the standard use the conversion factors shown in the tables.

| WS3_GLxx | (*) I [mA] | Flusso luminoso [lm] | Potenza [W] | Efficienza [lm/W] |
|----------|---------------|----------------------|-------------|-------------------|
| GLXX | 1300 | 226732 | 1553,9 | 170 |



Below are the limitations based on the ambient temperatures for correct and safe use of the Woltron projector divided by geographical area. Please always refer to the table and discuss with the reference sales office when ordering.

| AVERAGE TA IN THE HOTTEST MONTH (°C) | | | | | | | |
|--------------------------------------|-----|--------------|-----|--------------------|-----|--------------------|-----------|
| America | | Asia/Oceania | | Middle East/Africa | | Europe | |
| | ToP | | ToP | | ToP | | ToP |
| Argentina | 30 | Australia | 30 | Saudi Arabia | 45 | Albania | 30 |
| Brazil | 30 | South Korea | 30 | Bahrain | 40 | Austria | 25 |
| Canada | 25 | Philippines | 35 | Egypt | 35 | Belgium | 25 |
| Chile | 30 | Hong Kong | 35 | Jordan | 35 | Bosnia Herzegovina | 35 |
| Colombia | 20 | India | 35 | Israel | 30 | Bulgaria | 30 |
| Ecuador | 30 | Iran | 35 | Kuwait | 50 | Cyprus | 35 |
| Mexico | 30 | Malaysia | 35 | Libanon | 30 | Croatia | 30 |
| Perù | 30 | New Zealand | 25 | Morocco | 30 | Denmark | 20 |
| Uruguay | 35 | Pakistan | 35 | Oman | 40 | Estonia | 20 |
| USA (Arizona) | 40 | Russia | 25 | Qatar | 45 | Finland | 20 |
| USA (New York) | 30 | Singapore | 35 | UAE (Abu Dhabi) | 40 | France (Lyon) | 30 |
| | | Taiwan | 35 | | | France (Marseille) | 30 |
| | | Vietnam | 35 | | | France (Parigi) | 25 |
| | | | | | | Germany | 25 |
| | | | | | | Greece | 35 |
| | | | | | | Ireland | 20 |
| | | | | | | Iceland | 15 |
| | | | | | | Canary Islands | 30 |
| | | | | | | Italy | 30 |
| | | | | | | Lettonia | 20 |
| | | | | | | Liechtenstein | 25 |
| | | | | | | Lithuania | 25 |
| | | | | | | Luxembourg | 25 |
| | | | | | | Malta | 35 |
| | | | | | | Moldavia | 30 |
| | | | | | | North Macedonia | 30 |
| | | | | | | Norway | 20 |
| | | | | | | Netherlands | 20 |
| | | | | | | Poland | 25 |
| | | | | | | Portugal | 30 |
| | | | | | | Czech Republic | 25 |
| | | | | | | Romania | 30 |
| | | | | | | Scotland | 20 |
| | | | | | | Serbia | 30 |
| | | | | | | Slovenia | 30 |
| | | | | | | Spain (Madrid) | 35 |
| | | | | | | Spain (Malaga) | 30 |
| | | | | | | Spain (Barcelona) | 35 |
| | | | | | | Sweden (Goteborg) | 20 |
| | | | | | | Sweden (Borlänge) | 25 |
| | | | | | | Switzerland | 25 |
| | | | | | | Turkey (Ankara) | 30 |
| | | | | | | Ukraine (Kiev) | 25 |
| | | | | | | UK | 20 |

| WOLTRON | | | | | | | |
|---------------------------------------|-------|-------|-------|-------|-------|-------|-------|
| Max Current for optical configuration | ToP20 | ToP25 | ToP30 | ToP35 | ToP40 | ToP45 | ToP50 |
| GL99 | 1300 | 1300 | 1200 | 1100 | 1000 | 900 | 800 |

Fixed current

The luminaire is preset at the factory with a fixed drive current from among the standard currents shown in the tables on page 3. Other currents can be set at the customer's request (custom).

Virtual midnight | Automatic dimming of luminous flux

The driver is programmed to automatically dim the light output according to the time of day. As required by standards, the maximum output is concentrated in the first and last hours of the luminaire's ignition, which are statistically the busiest, and then decreases in the middle hours of the ignition period. The control takes place through a self-learning process of the luminaire, which determines the midpoint between the instant of switching on and the instant of switching off. This moment, called 'virtual midnight', is the reference point for applying the dimming according to the desired profile. Up to 5 dimming steps can be managed. The dimming then updates automatically, adapting to the length of the night throughout the year and always taking the preset parameters for the midpoint between switch-on and switch-off as a reference.

CLO | Luminous flux compensation

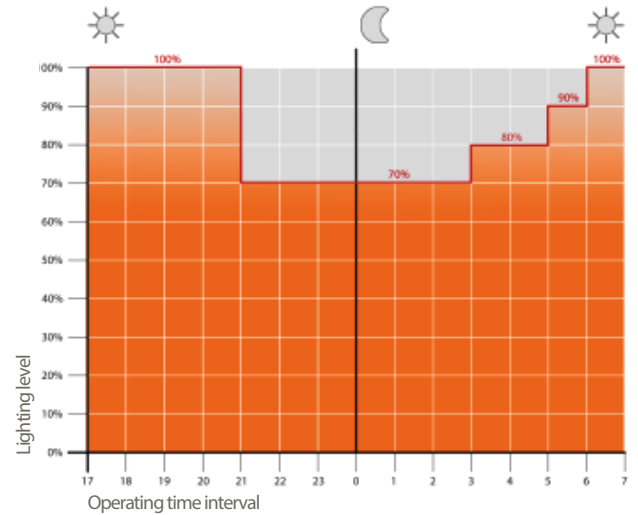
LEDs are subject to a performance decay process due to usage. Decay in performance can be compensated for by a gradual increase in drive current over the set lifetime, resulting in a gradual increase in luminous flux output that proportionally compensates for the naturally decayed luminous flux.

DALI2 | Control and monitoring system

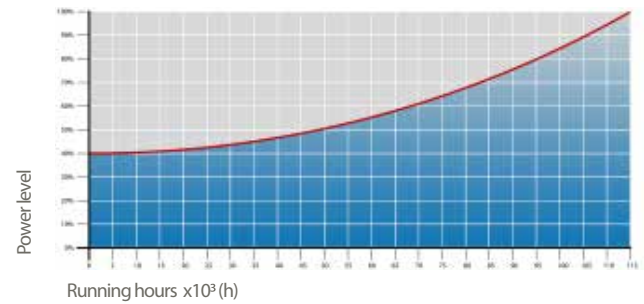
Upon request, the luminaire can be equipped with a DALI2 communication interface. This protocol provides the possibility of controlling and monitoring the luminaire via the DALI control bus.

DMX

This is a lighting control protocol that enables dimming via a master device.



Example of 4-step adjustment with virtual midnight



CLO Light Flow Compensation

GMR ENLIGHTS works with cast iron, steel and aluminum. The materials are selected and processed to maximize performance and quality.

DIE-CAST ALUMINIUM

Protection of die-cast aluminium surfaces for lighting fixtures, tops, collars, brackets and pastorals

Lighting fixtures, brackets, pastoral, and die-cast accessories undergo a cycle of powder painting which creates a barrier against the corrosion of metal parts. Moreover this barrier makes the finished product comply with design specifications in terms of surface roughness, color and reflectance.

The cycle consists of the following steps:

- Micro sandblasting;
- Specific process for the preparation of surfaces before painting;
- Washing with water;
- Rinsing with demineralised water and subsequent drying;
- Final powder layer application using a High Durability product and final kiln roasting at 180°C (356°F).



Salt spray test

The top quality of such treatments is confirmed by salt spray tests performed in accordance with standard ISO 9227:2017 Neutral Salt Spray test (NSS).

The test was carried out for 8.000 hours at 35°C (95°F) and demonstrated through the report test released.



GMR ENLIGHTS s.r.l

Legal headquarters:
Strada Provinciale Specchia - Alessano, 68 • 73040 (LE)

Administrative and operational headquarters:
Via Grande n°226 • 47032 Bertinoro (FC)

T +39 0543 462611
F +39 0543 449111

sales@gmrenlights.com
www.gmrenlights.com