



ORN450

The pictures shown are for illustrative purposes only. For shape, material and color specifications refer to internal descriptions.

Orn 450

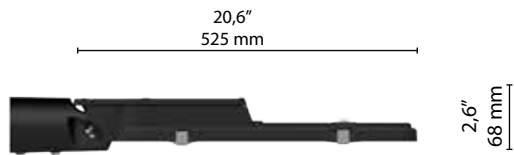
Technical data

ACCESSIBILITY

Openable
Openable fixture with basic tools
Replaceable internal components
using basic tools.

OPTICAL TECHNOLOGY

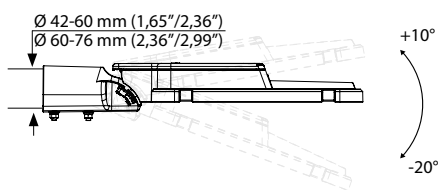
GL **Glassed**
Refracting optical system consist of
singlechip LED, PMMA lenses with
30 years of warranty against UV
and yellowing by aging, aluminium
reflector having a purity of 99,7% and
extra clear tempered glass.



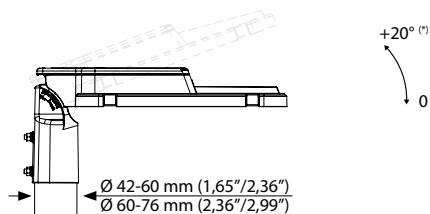
Max. weight **EPA (CX5)**
7,7 lb (3,5 Kg) Plan: 0,09ft² (0,084 m²)

FIXING TYPE

Side
Adjustable in 5° steps



Pole top
Adjustable in 5° steps



DarkSky Approved with 3000K CCT and maximum of 10degree tilt for leveling only. (*) To limit upward tilt to max +10°,an integrated stopper is included for DarkSky approved configurations.

STANDARD

Compliance: UL Standard 1598-CSA C22,2no.250.0. | Salt Spray ASTM B117

CONFORMITY | PROTECTION

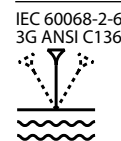
Conformity



Salt spray test



Vibration test



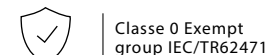
Safety classes



Protection classes



Photobiological safety



PLUS



LIGHTING FIXTURE FEATURES

General features

Power source:	120-277V 50/60Hz tolerance +/-10%
Current supply:	350 mA 525 mA 700 mA 1050 mA (P _{max} = 103W)
Power Factor THD:	≥0.95 <10 % (At full load)
Expected life (Ta=77°F 25°C):	> 100.000 h L90B10
Operational temperature (Ta):	T _{min} = -40°F (-40°C) T _{max} = 131°F (55°C) 700mA 122°F (50°C) 1050mA
Storage temperature:	-40°F/+176°F (-40°C/+80°C)
Overcharge protection:	Main surge immunity up to 10kV
Disconnecter:	Optional
Standard functions:	Current fixed Virtual midnight CLO

Materials

Lighting fixture:	Die cast aluminium EN1706
Optical system:	Optics in PMMA Aluminium reflector, 99.7% oxidised and polished purity
Screen:	Screen-printed ultraclear tempered glass Th. 0,15in (4mm)
Gaskets:	Removable silicon
Cable gland:	Polyamide PA66 M20 Ø 0,55in (14mm) MAX
Screws and bolts:	AISI 304 stainless steel
Fixture color:	GMR dark
Silkscreen color:	RAL 7047

LED FEATURES

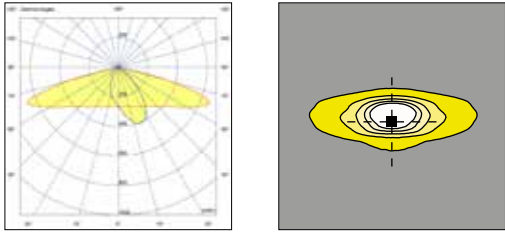
LED data 4.000 K - 640mA:	700 lm/LED 181 lm/W 77°F (25°C) [Tj] ≤ 3 step MacAdam
Color temperature:	2.200K 2.700K 3.000 K 4.000 K

OPTIONAL

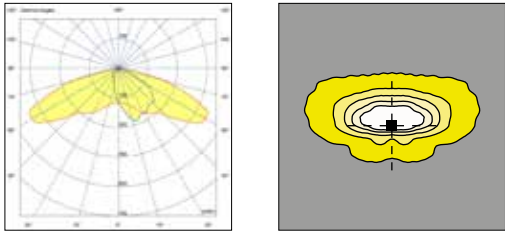
Additional surge protector device:	SPD Max peak current 10kV/5kA 8/20µs
Additional surge protector device SPD 400:	SPD Max peak current 10kV 8/20µs + permanent overvoltage protection higher than 270Vac
Electrical equipment:	1,64ft (0,5m) power cable with 2-3 or 4-5 core connector Disconnecter and cable clamp cross section AWG14 ÷ AWG6
Optional functions:	DALI2 D4ij Presence sensor
Connectors and sockets:	NM (Nema Socket) ZS (Zhaga Socket)

ASYMMETRICAL DISTRIBUTION\\

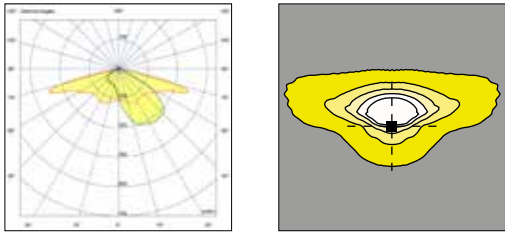
2A



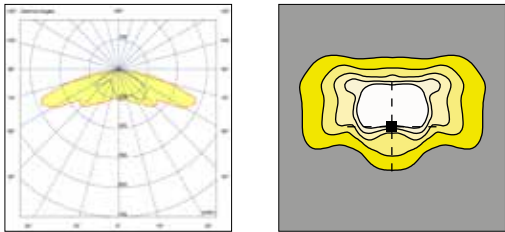
2B



2C

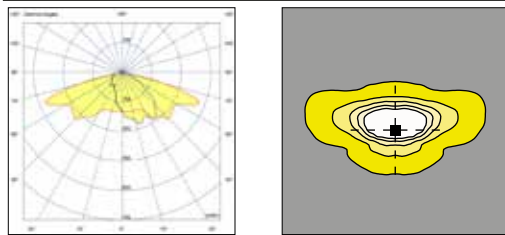


2D

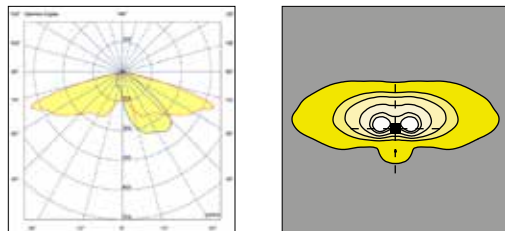


ASYMMETRICAL DISTRIBUTION\\

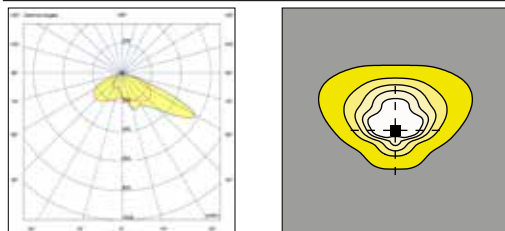
3A



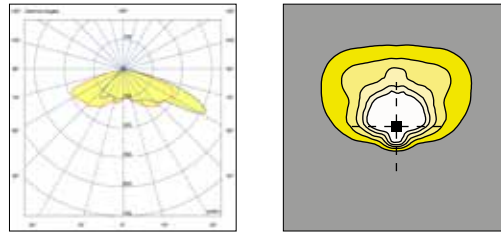
3B



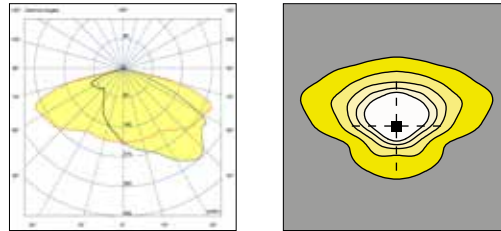
3C



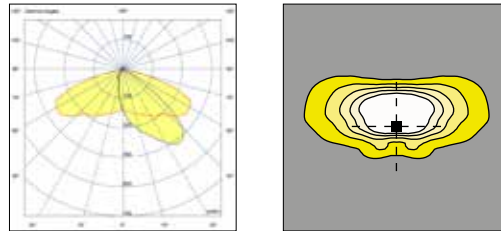
3D



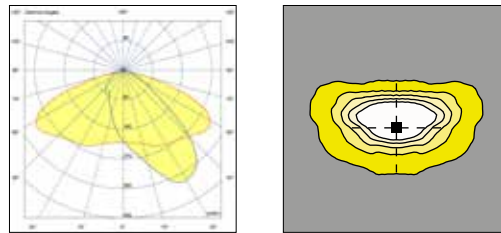
3E



3F

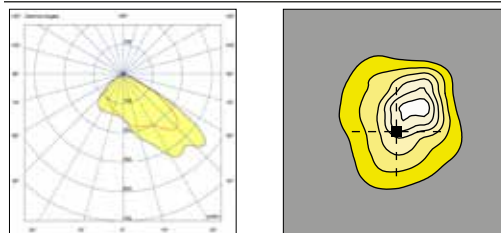


3G

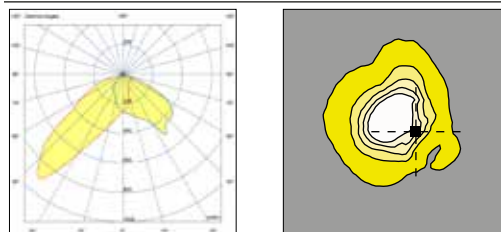


PEDESTRIAN PATHS\\



4A



4B



The LED modules nominal data refers only to the LED light sources in a standard version, with 4000 K color temperature, color rendering index CRI 70 min. and a junction temperature t_j of 77°F (25°C). The LED nominal data are extrapolated from the manufacturer documentations.


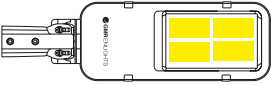
LED code		I LED [mA]	I lighting fixture [mA]	Luminous flux [lm]	Power [W]	Efficiency [lm/W]
GL06		175	350	4753	22,9	208
		265	525	6985	35,0	200
		350	700	9009	47,5	190
		525	1050	12500	73,1	171
GL08		175	350	6171	30,5	202
		265	525	8971	46,6	193
		350	700	11413	63,1	181
		525	1050	15267	97,0	157

The lighting fixture measured data refers to GMR ENLIGHTS products in a standard version, with 4000 K color temperature, optica type 3G and an ambient temperature t_a of 77°F(25 °C).

GMR ENLIGHTS offers the possibility of driving the device with custom currents (*).

Feature availability is subject to configurations. To obtain luminous fluxes and efficiencies of the lighting fixture in case of optic type and/or color temperature and/or color rendering index different from the standard use the conversion factors shown in the tables.

Order code: O45_GLxx

		I LED [mA]	I lighting fixture [mA]	Luminous flux [lm]	Power [W]	Efficiency [lm/W]
GL06 		175	350	4677	26,0	180
		265	525	6874	38,5	179
		350	700	8865	52,0	170
		525	1050	12300	78,5	157
GL08 		175	350	6072	34,0	179
		265	525	8827	50,5	175
		350	700	11231	68,0	165
		525	1050	15023	103,5	145

**OPTIC CONVERSION FACTOR
LUMINOUS FLUX**

Optic type	Flux multiplier
1A 2B 3G	1,00
2C 4B	0,99
1B 2A 3C 3D 4A 5A	0,98
2D 3E 3F	0,97
3A 3B	0,96

**Tk CONVERSION FACTOR
LUMINOUS FLUX**

Tk [K]	Flux multiplier
2.200	0,86
2.700	0,94
3.000	0,95

**CRI CONVERSION FACTOR
LUMINOUS FLUX**

CRI (color render index)	Flux multiplier
70	1,00
80	0,91

(*) See pag: Available optical system, to check the optic type availability.

(**) See pag: Technical data, to check the colour temperature availability.

Functions

Standard functionality

Fixed current

During production, the light fixture is pre-set with a fixed current amongst the standard settings that appear in the tables on page 3. Upon customer's request, it is also possible to set a specific current (custom setting).

Virtual Midnight | Automatic dimming

The driver is programmed to automatically dim the light output according to the time. As required by regulations, the maximum output is set during initial hours and towards the end of the light fixture's operating time interval. During these hours there is statistically more traffic. The light output is then dimmed during the central hours of the operating time interval. This management is achievable through a self-learning process of the device, that establishes the centre point of the time interval. This moment is called "virtual midnight" and it is the point that the dimming profile refers to in order to know when to reduce the light output. We can manage up to 8hrs of programming that evolve around the virtual midnight and up to 5 steps of dimming. This way the light output will adjust automatically, adapting throughout the year to the duration of the nighttime, by referring to the pre-set parameters based on the centre point of the operating time interval.

CLO Constant Lumen Output

LEDs over time are inevitably subject to performance depreciation. This light reduction may be compensated by gradually increasing the LED's current during its lifespan, this corresponds to a gradual increase of lumen output proportional to the amount that is naturally depreciated.

On request functionality

DALI2 Control and monitoring system

On request, the fixture can be fitted with a DALI2 communication interface. This protocol allows it to be monitored and controlled remotely through use of Dali control buses.

D4i

On request, the fixture can be equipped with a D4i certified power supply. This is the ideal solution for wireless sensors and/or controls. This system was developed to integrate various systems to address smart city requirements. Included is DALI2 protocol + auxiliary power (AUX) to supply power to devices and sensors. This system is usually required when using a Zhaga socket.

LINESWITCH

This functionality by using an extra wire within the streetlight's power line, allows to dimmer to a pre-set level. For example, a centralised timer can change this value from 100% to 50%, and vice versa.

AMPDIM

This feature allows dimming using the power line controlled by an upstream flow regulator. For this feature, the flow controller must use amplitude modulation (AM).

NEMA | Nema Socket (7 PIN)

The Nema Socket is a 7 PIN connector/socket with IP66 rating, that is fitted on the fixture to make it interfaceable with various ANSI C136 compliant devices and remote-control gear. These devices can be installed during or after installation of the light fixtures. The NEMA socket can provide power interruption and is interfaceable with DALI buses and/or 1-10V dimming. It is compatible with point-to-point node connection, and twilight sensors etc.

ZHAGA Zhaga Socket (4 PIN)

The Zhaga socket is a small and compact 4 Pin connector/socket, that fits ideally with the design of GMR ENLIGHTS fixtures. With ZHAGA sockets it is possible install the devices, sensors, ZHAGA remote controls during or after installation of the light fixtures. This socket is usually required in conjunction with the DALI Sensor feature, which involves a DALI2/D4i communication protocol in addition to 12/24V auxiliary port to supply power to the sensors. It is compatible with point-to-point wireless control solutions and SMART CITY applications to control and monitor the public lighting infrastructure.

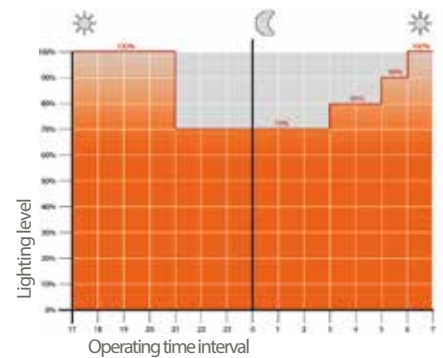
PRESENCE SENSOR

The product can be equipped with a presence sensor type zhaga book 18 in the lower part of the luminaire. In this case the lighting body is provided with Zhaga socket and Driver D4I. It is very important to carefully evaluate the installation context (height and underlying area) according to the sensing diagram of the device.

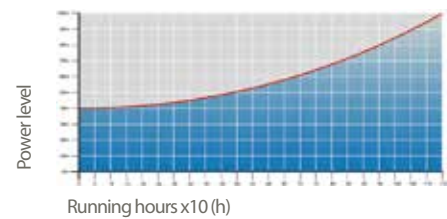
Third-party remote control

GMR ENLIGHTS fixtures are compatible with most third-party remote controls, powerline communication systems, wired systems (buses) and wireless systems.


Example of 4-step adjustment with virtual midnight



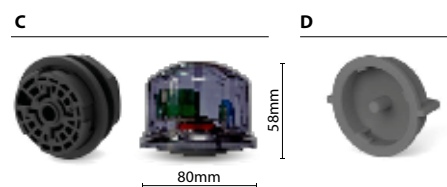
CLO Light Flow Compensation



7 Pin Nema Socket 7 (A) and IP66 shorting cap (B)



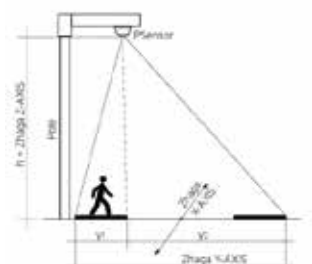
4 Pin Zhaga Socket (C) and IP66 cap (D)



Installation example of Zhaga



Installation example of presence sensor



Protection cycles

rev. 2026.01.01

GMR ENLIGHTS works with cast iron, steel and aluminum. The materials are selected and processed to maximize performance and quality.

DIE-CAST ALUMINIUM

Protection of die-cast aluminium surfaces for lighting fixtures, tops, collars, brackets and pastorals

Lighting fixtures, brackets, pastoral, and die-cast accessories undergo a cycle of powder painting which creates a barrier against the corrosion of metal parts. Moreover this barrier makes the finished product comply with design specifications in terms of surface roughness, color and reflectance.

The cycle consists of the following steps:

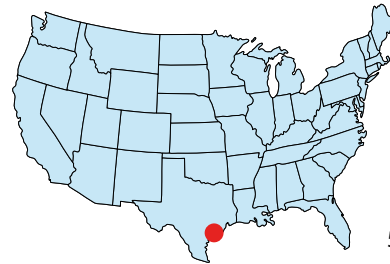
- Micro sandblasting;
- Hot pickling bath in a zinc-based phosphodegreasing solution;
- Specific process for the preparation of surfaces before painting;
- Washing with water;
- Rinsing with demineralised water and subsequent drying;
- Application of a first powder coating layer, followed by oven curing at 356°F (180°C);
- Application of a final powder coating layer using a high-durability product, followed by oven curing at 356°F (180°C);

Salt spray test

The top quality of such treatments is confirmed by salt spray tests performed in accordance with standard ISO 9227:2017 Neutral Salt Spray test (NSS).

The test was carried out for 8.000 hours at 95°F (35°C) and demonstrated through the report test released.

Meets ASTM B117 (Salt Spray Test – Corrosion Resistance)



USA Sales Office:
GMR Enlights USA
Robert Maxwell

5353 Fannin St # 1401
Houston, TX 77004
Tel. 713-240-2190

robert.maxwell@gmrenlights.com



GMR ENLIGHTS s.r.l

Legal headquarters:
Strada Provinciale Spechia - Alessano, 68 • 73040 (LE)

Administrative and operational headquarters:
Via Grande n°226 • 47032 Bertinoro (FC)

T +39 0543 462611
F +39 0543 449111

sales@gmrenlights.com
www.gmrenlights.com