



VESTA^A

The pictures shown are for illustrative purposes only. For shape, material and color specifications refer to internal descriptions.

Vesta A

Technical data

ACCESSIBILITY



Timeless

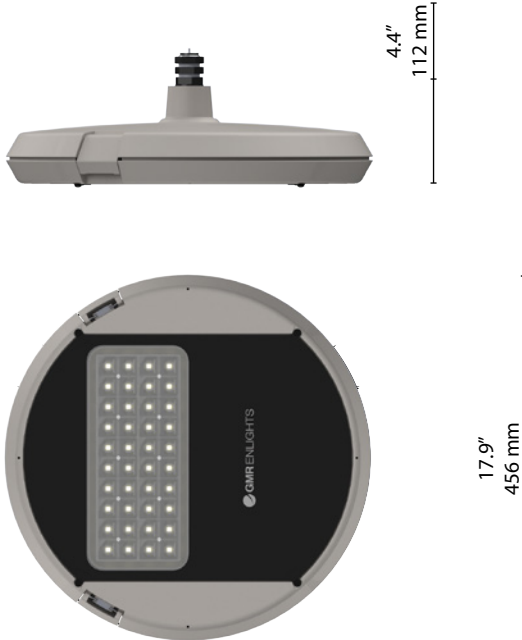
Tool-free openable fixture. Replaceable internal components without the need of tools.

OPTICAL TECHNOLOGY



Glassed

The refracting optical system consists of a single-chip LED, PMMA lenses with a 30-year warranty against UV exposure and yellowing due to aging, a high-purity (99.7%) aluminum reflector, and extra-clear tempered glass.



Scale: 1:10

Max. weight

13.2 lb (6.0 Kg)

EPA (Wind Exposure)

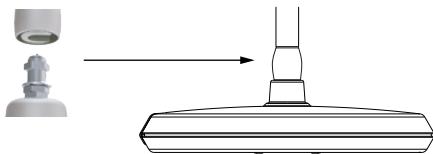
Plan: 2ft² (0.19 m²)

MOUNTING TYPE

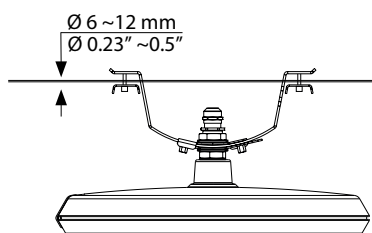


Suspended

Standard: fast connection | On request: ø3/4" Gas



Wire system



STANDARD

Compliance: UL Standard 1598-CSA C22,2no.250.0.

CONFORMITY | PROTECTION

Conformity



Salt spray test

ISO 9227



8.000 hr

Vibration test passed

IEC 60068-2-6



Protection class



Class I

Enclosure Ratings



Meets NEMA 250 for Impact Protection

Photobiological safety



Exempt group IEC/TR62471

DESIGN FEATURES



DARK SKY FRIENDLY



OPTICAL FLEXIBILITY



LOW GLARE



ROHS COMPLIANT

SPECIFICATIONS

Input voltage:	120-277V 50/60Hz tolerance +/-10%
Driver current:	350 mA 525 mA 700 mA 1050 mA (P _{max} = 129W)
Power Factor THD:	≥0.95 <10 % (At full load)
Rated life:	>100,000 hours, L90B10 at 77°F (25°C), 350mA
Operational temperature:	T _{min} = -40°F (-40°C) T _{max} = 131°F (55°C) 700 mA 122°F (50°C) 1050 mA
Storage temperature:	-40°F/+176°F (-40°C/+80°C)
Built-in surge protection:	Up to 10kV
Standard functions:	Constant Current Virtual midnight

CONSTRUCTION

Housing construction:	Die cast aluminium EN1706
Optical system:	PMMA lenses and aluminum reflector with 99.7% purity, anodized and polished.
Underside glass panel:	Black Screen-Printed Tempered Glass with transparent LED area 4mm thickness
Gaskets:	Removable silicon
Cable gland:	Polyamide PA66 M20 Ø 0.55in (14mm) MAX
Fasteners:	Stainless Steel (AISI 304)
Housing finish:	GMR Light Grey Custom colors on request

LED FEATURES

LED performance at 4000 K, 640 mA:	700 lm per LED 181 lm/W T _j = 77°F (25°C) ≤ 3 SDCM (MacAdam steps)
Color temperature:	3000 K & 4000 K with CRI 70 standard.

OPTIONS

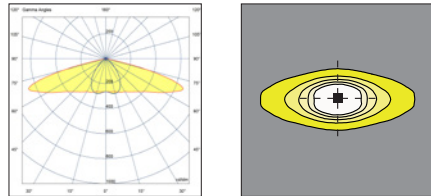
LED color temperature:	2200K, 2700K, and higher CRI options (e.g., CRI 80) available upon request, along with higher temperature options.
Additional surge protection device (SPD):	Rated for 20 kV / 10 kA, 8/20 µs waveform
Electrical disconnect:	Internal electrical disconnect that automatically interrupts power when the luminaire is opened for maintenance. Cross-section AWG14 to AWG6
Additional electrical equipment:	DALI2 D4i
Control interface and sensor options:	NM (Nema Socket) Photocell 10LX-60LX (NM)

Type I M

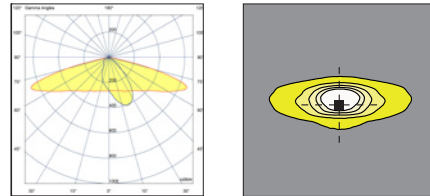
The measured data for the lighting fixture is based on the standard configuration of GMR ENLIGHTS products (CRI 70) at an ambient temperature of 77°F (25°C). Other currents are available in 50mA steps, ranging from 200mA up to 1050mA, where applicable.

Feature availability may vary based on product configuration. Upon request, additional color temperature options beyond the standard 3000K and 4000K listed in the table, as well as alternative CRI selections, are available.

1M_001



1M_002

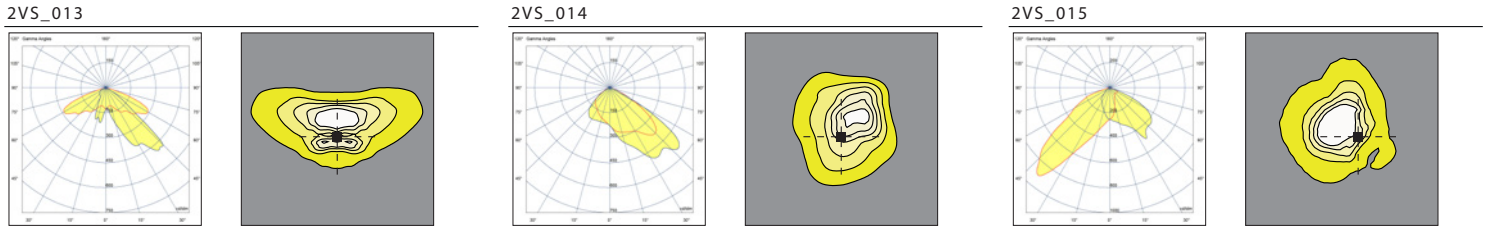


Optic	LED Module	Image	Driver Current [mA]	Lumen Output [lm]		Wattage [W]	Efficacy [lm/W]		B.U.G. Rating	
				3000 K	4000 K		3000 K	4000 K	3000 K	4000 K
001	GL02		350	1417	1492	9	157	166	B1-U0-G0	B1-U0-G0
			525	2087	2197	13.5	155	163	B1-U0-G0	B1-U0-G0
			700	2729	2873	18.5	148	155	B1-U0-G0	B1-U0-G0
			1050	4000	4210	28	143	150	B2-U0-G0	B2-U0-G0
	GL04		350	2741	2885	17.5	157	165	B1-U0-G0	B1-U0-G0
			525	4029	4241	26.5	152	160	B2-U0-G0	B2-U0-G0
			700	5183	5455	34.5	150	158	B2-U0-G0	B2-U0-G1
			1050	7263	7645	53	137	144	B2-U0-G1	B2-U0-G1
	GL06		350	4066	4280	26	156	165	B2-U0-G0	B2-U0-G0
			525	5966	6280	38.5	155	163	B2-U0-G1	B2-U0-G1
			700	7476	7870	51.5	145	153	B2-U0-G1	B2-U0-G1
			1050	9365	9857	77	122	128	B3-U0-G1	B3-U0-G1
	GL08		350	5613	5908	34	165	174	B2-U0-G1	B2-U0-G1
			525	8251	8685	50.5	163	172	B2-U0-G1	B3-U0-G1
			700	10614	11172	68	156	164	B3-U0-G1	B3-U0-G1
			1050	14874	15657	104	143	151	B3-U0-G1	B3-U0-G2
	GL10		350	6777	7134	42	161	170	B2-U0-G1	B2-U0-G1
			525	9944	10467	63	158	166	B3-U0-G1	B3-U0-G1
			700	12461	13117	85	147	154	B3-U0-G1	B3-U0-G1
			1050	15608	16429	129	121	127	B3-U0-G1	B3-U0-G2
002	GL02		350	1417	1492	9	157	166	B1-U0-G1	B1-U0-G1
			525	2087	2197	13.5	155	163	B1-U0-G1	B1-U0-G1
			700	2729	2873	18.5	148	155	B1-U0-G1	B1-U0-G1
			1050	4000	4210	28	143	150	B1-U0-G1	B1-U0-G1
	GL04		350	2741	2885	17.5	157	165	B1-U0-G1	B1-U0-G1
			525	4029	4241	26.5	152	160	B1-U0-G1	B1-U0-G1
			700	5183	5455	34.5	150	158	B1-U0-G1	B2-U0-G2
			1050	7263	7645	53	137	144	B2-U0-G2	B2-U0-G2
	GL06		350	4066	4280	26	156	165	B1-U0-G1	B1-U0-G1
			525	5966	6280	38.5	155	163	B2-U0-G2	B2-U0-G2
			700	7476	7870	51.5	145	153	B2-U0-G2	B2-U0-G2
			1050	9365	9857	77	122	128	B2-U0-G2	B2-U0-G2
	GL08		350	5613	5908	34	165	174	B2-U0-G2	B2-U0-G2
			525	8251	8685	50.5	163	172	B2-U0-G2	B2-U0-G2
			700	10614	11172	68	156	164	B2-U0-G2	B3-U0-G3
			1050	14874	15657	104	143	151	B3-U0-G3	B3-U0-G3
	GL10		350	6777	7134	42	161	170	B2-U0-G2	B2-U0-G2
			525	9944	10467	63	158	166	B2-U0-G2	B2-U0-G2
			700	12461	13117	85	147	154	B3-U0-G3	B3-U0-G3
			1050	15608	16429	129	121	127	B3-U0-G3	B3-U0-G3

Type II VS

The measured data for the lighting fixture is based on the standard configuration of GMR ENLIGHTS products (CRI 70) at an ambient temperature of 77°F (25°C). Other currents are available in 50mA steps, ranging from 200mA up to 1050mA, where applicable.

Feature availability may vary based on product configuration. Upon request, additional color temperature options beyond the standard 3000K and 4000K listed in the table, as well as alternative CRI selections, are available.



Optic	LED Module	Image	Driver Current [mA]	Lumen Output [lm]		Wattage [W]	Efficacy [lm/W]		B.U.G. Rating	
				3000 K	4000 K		3000 K	4000 K	3000 K	4000 K
013	GL02		350	1402	1476	9	156	164	B0-U0-G0	B0-U0-G0
			525	2065	2174	13.5	153	161	B0-U0-G0	B0-U0-G0
			700	2701	2843	18.5	146	154	B1-U0-G0	B1-U0-G0
			1050	3958	4167	28	141	149	B1-U0-G1	B1-U0-G1
	GL04		350	2712	2855	17.5	155	163	B1-U0-G0	B1-U0-G0
			525	3987	4197	26.5	150	158	B1-U0-G1	B1-U0-G1
			700	5129	5399	34.5	149	156	B1-U0-G1	B1-U0-G1
			1050	7188	7566	53	136	143	B1-U0-G1	B1-U0-G1
	GL06		350	4024	4236	26	155	163	B1-U0-G1	B1-U0-G1
			525	5904	6215	38.5	153	161	B1-U0-G1	B1-U0-G1
			700	7399	7788	51.5	144	151	B1-U0-G1	B1-U0-G1
			1050	9267	9755	77	120	127	B1-U0-G1	B1-U0-G1
	GL08		350	5555	5847	34	163	172	B1-U0-G1	B1-U0-G1
			525	8166	8595	50.5	162	170	B1-U0-G1	B1-U0-G1
			700	10503	11056	68	154	163	B1-U0-G1	B1-U0-G1
			1050	14720	15495	104	142	149	B2-U0-G2	B2-U0-G2
	GL10		350	6707	7060	42	160	168	B1-U0-G1	B1-U0-G1
			525	9840	10358	63	156	164	B1-U0-G1	B1-U0-G1
			700	12331	12980	85	145	153	B2-U0-G1	B2-U0-G2
			1050	15446	16259	129	120	126	B2-U0-G2	B2-U0-G2
014	GL02		350	1417	1492	9	157	166	B1-U0-G0	B1-U0-G0
			525	2087	2197	13.5	155	163	B1-U0-G0	B1-U0-G0
			700	2729	2873	18.5	148	155	B1-U0-G0	B1-U0-G0
			1050	4000	4210	28	143	150	B1-U0-G1	B1-U0-G1
	GL04		350	2741	2885	17.5	157	165	B1-U0-G0	B1-U0-G0
			525	4029	4241	26.5	152	160	B1-U0-G1	B1-U0-G1
			700	5183	5455	34.5	150	158	B1-U0-G1	B1-U0-G1
			1050	7263	7645	53	137	144	B2-U0-G1	B2-U0-G1
	GL06		350	4066	4280	26	156	165	B1-U0-G1	B1-U0-G1
			525	5966	6280	38.5	155	163	B2-U0-G1	B2-U0-G1
			700	7476	7870	51.5	145	153	B2-U0-G1	B2-U0-G1
			1050	9365	9857	77	122	128	B2-U0-G1	B2-U0-G1
	GL08		350	5613	5908	34	165	174	B2-U0-G1	B2-U0-G1
			525	8251	8685	50.5	163	172	B2-U0-G1	B2-U0-G1
			700	10614	11172	68	156	164	B2-U0-G1	B3-U0-G1
			1050	14874	15657	104	143	151	B3-U0-G2	B3-U0-G2
	GL10		350	6777	7134	42	161	170	B2-U0-G1	B2-U0-G1
			525	9944	10467	63	158	166	B2-U0-G1	B2-U0-G1
			700	12461	13117	85	147	154	B3-U0-G1	B3-U0-G1
			1050	15608	16429	129	121	127	B3-U0-G2	B3-U0-G2

Type II VS

The measured data for the lighting fixture is based on the standard configuration of GMR ENLIGHTS products (CRI 70) at an ambient temperature of 77°F (25°C). Other currents are available in 50mA steps, ranging from 200mA up to 1050mA, where applicable.

Feature availability may vary based on product configuration. Upon request, additional color temperature options beyond the standard 3000K and 4000K listed in the table, as well as alternative CRI selections, are available.

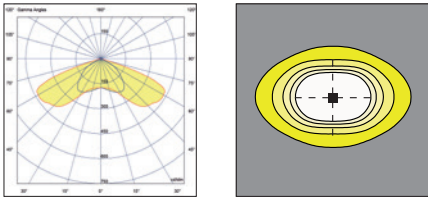
Optic	LED Module		Driver Current [mA]	Lumen Output [lm]		Wattage [W]	Efficacy [lm/W]		B.U.G. Rating	
				3000 K	4000 K		3000 K	4000 K	3000 K	4000 K
015	GL02		350	1432	1507	9	159	167	B1-U0-G0	B1-U0-G0
			525	2109	2220	13.5	156	164	B1-U0-G1	B1-U0-G1
			700	2757	2903	18.5	149	157	B1-U0-G1	B1-U0-G1
			1050	4041	4254	28	144	152	B1-U0-G1	B1-U0-G1
	GL04		350	2769	2915	17.5	158	167	B1-U0-G1	B1-U0-G1
			525	4071	4285	26.5	154	162	B1-U0-G1	B1-U0-G1
			700	5236	5512	34.5	152	160	B2-U0-G1	B2-U0-G1
			1050	7339	7725	53	138	146	B2-U0-G1	B2-U0-G1
	GL06		350	4108	4325	26	158	166	B1-U0-G1	B1-U0-G1
			525	6028	6345	38.5	157	165	B2-U0-G1	B2-U0-G1
			700	7554	7952	51.5	147	154	B2-U0-G1	B2-U0-G1
			1050	9462	9960	77	123	129	B2-U0-G2	B2-U0-G2
	GL08		350	5671	5970	34	167	176	B2-U0-G1	B2-U0-G1
			525	8337	8775	50.5	165	174	B2-U0-G2	B2-U0-G2
			700	10724	11288	68	158	166	B2-U0-G2	B2-U0-G2
			1050	15028	15819	104	145	152	B3-U0-G2	B3-U0-G2
	GL10		350	6847	7208	42	163	172	B2-U0-G1	B2-U0-G1
			525	10047	10575	63	159	168	B2-U0-G2	B2-U0-G2
			700	12590	13253	85	148	156	B3-U0-G2	B3-U0-G2
			1050	15770	16600	129	122	129	B3-U0-G2	B3-U0-G3

Type II S

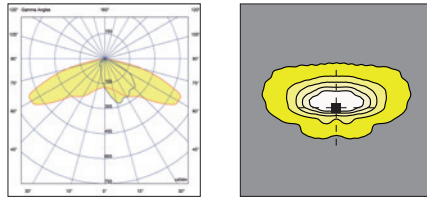
The measured data for the lighting fixture is based on the standard configuration of GMR ENLIGHTS products (CRI 70) at an ambient temperature of 77°F (25°C). Other currents are available in 50mA steps, ranging from 200mA up to 1050mA, where applicable.

Feature availability may vary based on product configuration. Upon request, additional color temperature options beyond the standard 3000K and 4000K listed in the table, as well as alternative CRI selections, are available.

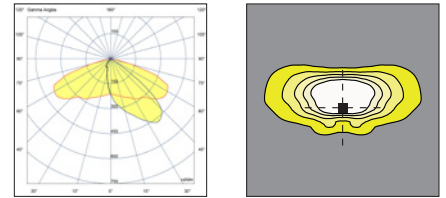
2S_000



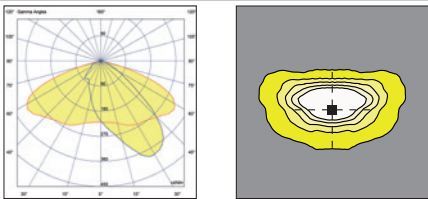
2S_003



2S_011



2S_012



Optic	LED Module	Image	Driver Current [mA]	Lumen Output [lm]		Wattage [W]	Efficacy [lm/W]		B.U.G. Rating	
				3000 K	4000 K		3000 K	4000 K	3000 K	4000 K
000	GL02		350	1447	1523	9	161	169	B1-U0-G0	B1-U0-G0
			525	2130	2242	13.5	158	166	B1-U0-G0	B1-U0-G0
			700	2786	2932	18.5	151	158	B1-U0-G0	B1-U0-G0
			1050	4083	4298	28	146	154	B2-U0-G0	B2-U0-G0
	GL04		350	2798	2945	17.5	160	168	B1-U0-G0	B1-U0-G0
			525	4113	4329	26.5	155	163	B2-U0-G0	B2-U0-G0
			700	5290	5569	34.5	153	161	B2-U0-G0	B2-U0-G0
			1050	7414	7804	53	140	147	B2-U0-G0	B3-U0-G1
	GL06		350	4151	4369	26	160	168	B2-U0-G0	B2-U0-G0
			525	6090	6410	38.5	158	166	B2-U0-G0	B2-U0-G0
			700	7632	8033	51.5	148	156	B2-U0-G1	B3-U0-G1
			1050	9559	10062	77	124	131	B3-U0-G1	B3-U0-G1
	GL08		350	5729	6031	34	169	177	B2-U0-G0	B2-U0-G0
			525	8422	8866	50.5	167	176	B3-U0-G1	B3-U0-G1
			700	10834	11404	68	159	168	B3-U0-G1	B3-U0-G1
			1050	15183	15982	104	146	154	B3-U0-G1	B4-U0-G1
GL10		350	6918	7282	42	165	173	B2-U0-G0	B2-U0-G0	
		525	10150	10684	63	161	170	B3-U0-G1	B3-U0-G1	
		700	12719	13389	85	150	158	B3-U0-G1	B3-U0-G1	
		1050	15932	16770	129	124	130	B4-U0-G1	B4-U0-G1	
003	GL02		350	1447	1523	9	161	169	B0-U0-G0	B0-U0-G0
			525	2130	2242	13.5	158	166	B1-U0-G1	B1-U0-G1
			700	2786	2932	18.5	151	158	B1-U0-G1	B1-U0-G1
			1050	4083	4298	28	146	154	B1-U0-G1	B1-U0-G1
	GL04		350	2798	2945	17.5	160	168	B1-U0-G1	B1-U0-G1
			525	4113	4329	26.5	155	163	B1-U0-G1	B1-U0-G1
			700	5290	5569	34.5	153	161	B1-U0-G1	B1-U0-G1
			1050	7414	7804	53	140	147	B2-U0-G1	B2-U0-G2
	GL06		350	4151	4369	26	160	168	B1-U0-G1	B1-U0-G1
			525	6090	6410	38.5	158	166	B1-U0-G1	B1-U0-G1
			700	7632	8033	51.5	148	156	B2-U0-G2	B2-U0-G2
			1050	9559	10062	77	124	131	B2-U0-G2	B2-U0-G2
	GL08		350	5729	6031	34	169	177	B1-U0-G1	B1-U0-G1
			525	8422	8866	50.5	167	176	B2-U0-G2	B2-U0-G2
			700	10834	11404	68	159	168	B2-U0-G2	B2-U0-G2
			1050	15183	15982	104	146	154	B3-U0-G3	B3-U0-G3
GL10		350	6918	7282	42	165	173	B1-U0-G1	B1-U0-G1	
		525	10150	10684	63	161	170	B2-U0-G2	B2-U0-G2	
		700	12719	13389	85	150	158	B2-U0-G2	B2-U0-G2	
		1050	15932	16770	129	124	130	B3-U0-G3	B3-U0-G3	

The measured data for the lighting fixture is based on the standard configuration of GMR ENLIGHTS products (CRI 70) at an ambient temperature of 77°F (25°C). Other currents are available in 50mA steps, ranging from 200mA up to 1050mA, where applicable.

Feature availability may vary based on product configuration. Upon request, additional color temperature options beyond the standard 3000K and 4000K listed in the table, as well as alternative CRI selections, are available.

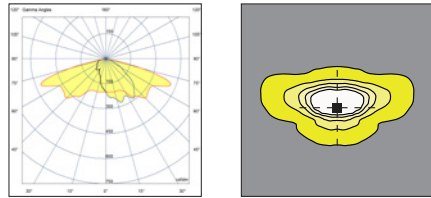
Optic	LED Module		Driver Current [mA]	Lumen Output [lm]		Wattage [W]	Efficacy [lm/W]		B.U.G. Rating	
				3000 K	4000 K		3000 K	4000 K	3000 K	4000 K
011	GL02		350	1402	1476	9	156	164	B0-U0-G0	B0-U0-G0
			525	2065	2174	13.5	153	161	B1-U0-G0	B1-U0-G0
			700	2701	2843	18.5	146	154	B1-U0-G1	B1-U0-G1
			1050	3958	4167	28	141	149	B1-U0-G1	B1-U0-G1
	GL04		350	2712	2855	17.5	155	163	B1-U0-G1	B1-U0-G1
			525	3987	4197	26.5	150	158	B1-U0-G1	B1-U0-G1
			700	5129	5399	34.5	149	156	B1-U0-G1	B1-U0-G1
			1050	7188	7566	53	136	143	B2-U0-G1	B2-U0-G1
	GL06		350	4024	4236	26	155	163	B1-U0-G1	B1-U0-G1
			525	5904	6215	38.5	153	161	B1-U0-G1	B1-U0-G1
			700	7399	7788	51.5	144	151	B2-U0-G1	B2-U0-G1
			1050	9267	9755	77	120	127	B2-U0-G1	B2-U0-G1
	GL08		350	5555	5847	34	163	172	B1-U0-G1	B1-U0-G1
			525	8166	8595	50.5	162	170	B2-U0-G1	B2-U0-G1
			700	10503	11056	68	154	163	B2-U0-G1	B2-U0-G2
			1050	14720	15495	104	142	149	B3-U0-G2	B3-U0-G2
GL10		350	6707	7060	42	160	168	B1-U0-G1	B2-U0-G1	
		525	9840	10358	63	156	164	B2-U0-G1	B2-U0-G1	
		700	12331	12980	85	145	153	B2-U0-G2	B2-U0-G2	
		1050	15446	16259	129	120	126	B3-U0-G2	B3-U0-G2	
012	GL02		350	1447	1523	9	161	169	B1-U0-G1	B1-U0-G1
			525	2130	2242	13.5	158	166	B1-U0-G1	B1-U0-G1
			700	2786	2932	18.5	151	158	B1-U0-G1	B1-U0-G1
			1050	4083	4298	28	146	154	B1-U0-G1	B1-U0-G1
	GL04		350	2798	2945	17.5	160	168	B1-U0-G1	B1-U0-G1
			525	4113	4329	26.5	155	163	B1-U0-G1	B1-U0-G1
			700	5290	5569	34.5	153	161	B1-U0-G1	B1-U0-G1
			1050	7414	7804	53	140	147	B2-U0-G2	B2-U0-G2
	GL06		350	4151	4369	26	160	168	B1-U0-G1	B1-U0-G1
			525	6090	6410	38.5	158	166	B1-U0-G1	B1-U0-G1
			700	7632	8033	51.5	148	156	B2-U0-G2	B2-U0-G2
			1050	9559	10062	77	124	131	B2-U0-G2	B2-U0-G2
	GL08		350	5729	6031	34	169	177	B1-U0-G1	B1-U0-G1
			525	8422	8866	50.5	167	176	B2-U0-G2	B2-U0-G2
			700	10834	11404	68	159	168	B2-U0-G2	B2-U0-G2
			1050	15183	15982	104	146	154	B3-U0-G3	B3-U0-G3
GL10		350	6918	7282	42	165	173	B2-U0-G2	B2-U0-G2	
		525	10150	10684	63	161	170	B2-U0-G2	B2-U0-G2	
		700	12719	13389	85	150	158	B2-U0-G2	B3-U0-G3	
		1050	15932	16770	129	124	130	B3-U0-G3	B3-U0-G3	

Type II M

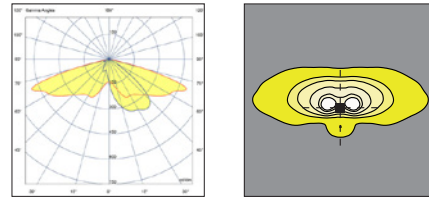
The measured data for the lighting fixture is based on the standard configuration of GMR ENLIGHTS products (CRI 70) at an ambient temperature of 77°F (25°C). Other currents are available in 50mA steps, ranging from 200mA up to 1050mA, where applicable.

Feature availability may vary based on product configuration. Upon request, additional color temperature options beyond the standard 3000K and 4000K listed in the table, as well as alternative CRI selections, are available.

2M_006



2M_007



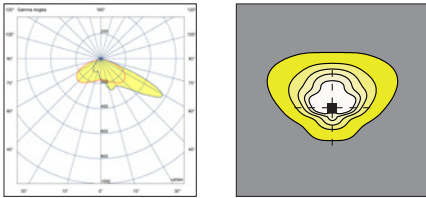
Optic	LED Module	Image	Driver Current [mA]	Lumen Output [lm]		Wattage [W]	Efficacy [lm/W]		B.U.G. Rating	
				3000 K	4000 K		3000 K	4000 K	3000 K	4000 K
006	GL02		350	1386	1459	9	154	162	B1-U0-G1	B1-U0-G1
			525	2041	2149	13.5	151	159	B1-U0-G1	B1-U0-G1
			700	2670	2810	18.5	144	152	B1-U0-G1	B1-U0-G1
			1050	3913	4119	28	140	147	B1-U0-G1	B1-U0-G1
	GL04		350	2681	2822	17.5	153	161	B1-U0-G1	B1-U0-G1
			525	3941	4149	26.5	149	157	B1-U0-G1	B1-U0-G1
			700	5070	5337	34.5	147	155	B1-U0-G1	B1-U0-G1
			1050	7105	7479	53	134	141	B2-U0-G2	B2-U0-G2
	GL06		350	3978	4187	26	153	161	B1-U0-G1	B1-U0-G1
			525	5836	6143	38.5	152	160	B2-U0-G2	B2-U0-G2
			700	7314	7698	51.5	142	149	B2-U0-G2	B2-U0-G2
			1050	9161	9643	77	119	125	B2-U0-G2	B2-U0-G2
	GL08		350	5491	5780	34	162	170	B1-U0-G1	B1-U0-G1
			525	8071	8496	50.5	160	168	B2-U0-G2	B2-U0-G2
			700	10382	10929	68	153	161	B2-U0-G2	B2-U0-G2
			1050	14550	15316	104	140	147	B3-U0-G3	B3-U0-G3
GL10		350	6630	6978	42	158	166	B2-U0-G2	B2-U0-G2	
		525	9727	10239	63	154	163	B2-U0-G2	B2-U0-G2	
		700	12189	12831	85	143	151	B3-U0-G3	B3-U0-G3	
		1050	15268	16071	129	118	125	B3-U0-G3	B3-U0-G3	
007	GL02		350	1386	1459	9	154	162	B0-U0-G0	B0-U0-G0
			525	2041	2149	13.5	151	159	B0-U0-G0	B0-U0-G0
			700	2670	2810	18.5	144	152	B1-U0-G1	B1-U0-G1
			1050	3913	4119	28	140	147	B1-U0-G1	B1-U0-G1
	GL04		350	2681	2822	17.5	153	161	B1-U0-G1	B1-U0-G1
			525	3941	4149	26.5	149	157	B1-U0-G1	B1-U0-G1
			700	5070	5337	34.5	147	155	B1-U0-G1	B1-U0-G1
			1050	7105	7479	53	134	141	B1-U0-G1	B1-U0-G1
	GL06		350	3978	4187	26	153	161	B1-U0-G1	B1-U0-G1
			525	5836	6143	38.5	152	160	B1-U0-G1	B1-U0-G1
			700	7314	7698	51.5	142	149	B1-U0-G1	B1-U0-G1
			1050	9161	9643	77	119	125	B1-U0-G2	B1-U0-G2
	GL08		350	5491	5780	34	162	170	B1-U0-G1	B1-U0-G1
			525	8071	8496	50.5	160	168	B1-U0-G1	B1-U0-G1
			700	10382	10929	68	153	161	B2-U0-G2	B2-U0-G2
			1050	14550	15316	104	140	147	B2-U0-G2	B2-U0-G2
GL10		350	6630	6978	42	158	166	B1-U0-G1	B1-U0-G1	
		525	9727	10239	63	154	163	B1-U0-G2	B2-U0-G2	
		700	12189	12831	85	143	151	B2-U0-G2	B2-U0-G2	
		1050	15268	16071	129	118	125	B2-U0-G2	B2-U0-G2	

Type III VS

The measured data for the lighting fixture is based on the standard configuration of GMR ENLIGHTS products (CRI 70) at an ambient temperature of 77°F (25°C). Other currents are available in 50mA steps, ranging from 200mA up to 1050mA, where applicable.

Feature availability may vary based on product configuration. Upon request, additional color temperature options beyond the standard 3000K and 4000K listed in the table, as well as alternative CRI selections, are available.

3VS_008



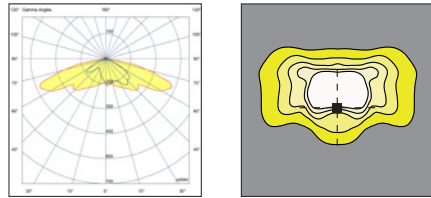
Optic	LED Module	Image	Driver Current [mA]	Lumen Output [lm]		Wattage [W]	Efficacy [lm/W]		B.U.G. Rating	
				3000 K	4000 K		3000 K	4000 K	3000 K	4000 K
008	GL02		350	1417	1492	9	157	166	B0-U0-G0	B0-U0-G0
			525	2087	2197	13.5	155	163	B1-U0-G0	B1-U0-G0
			700	2729	2873	18.5	148	155	B1-U0-G1	B1-U0-G1
			1050	4000	4210	28	143	150	B1-U0-G1	B1-U0-G1
	GL04		350	2741	2885	17.5	157	165	B1-U0-G1	B1-U0-G1
			525	4029	4241	26.5	152	160	B1-U0-G1	B1-U0-G1
			700	5183	5455	34.5	150	158	B1-U0-G1	B1-U0-G1
			1050	7263	7645	53	137	144	B1-U0-G2	B1-U0-G2
	GL06		350	4066	4280	26	156	165	B1-U0-G1	B1-U0-G1
			525	5966	6280	38.5	155	163	B1-U0-G1	B1-U0-G1
			700	7476	7870	51.5	145	153	B1-U0-G2	B1-U0-G2
			1050	9365	9857	77	122	128	B2-U0-G2	B2-U0-G2
	GL08		350	5613	5908	34	165	174	B1-U0-G1	B1-U0-G1
			525	8251	8685	50.5	163	172	B1-U0-G2	B1-U0-G2
			700	10614	11172	68	156	164	B2-U0-G2	B2-U0-G2
			1050	14874	15657	104	143	151	B2-U0-G2	B2-U0-G2
	GL10		350	6777	7134	42	161	170	B1-U0-G2	B1-U0-G2
			525	9944	10467	63	158	166	B2-U0-G2	B2-U0-G2
			700	12461	13117	85	147	154	B2-U0-G2	B2-U0-G2
			1050	15608	16429	129	121	127	B2-U0-G2	B2-U0-G2

Type III S

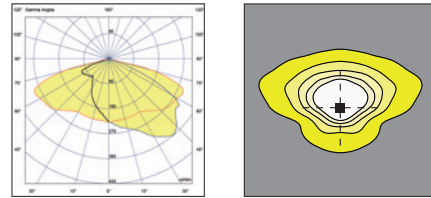
The measured data for the lighting fixture is based on the standard configuration of GMR ENLIGHTS products (CRI 70) at an ambient temperature of 77°F (25°C). Other currents are available in 50mA steps, ranging from 200mA up to 1050mA, where applicable.

Feature availability may vary based on product configuration. Upon request, additional color temperature options beyond the standard 3000K and 4000K listed in the table, as well as alternative CRI selections, are available.

3S_005



3S_010



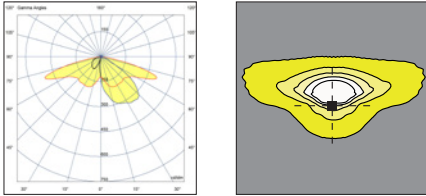
Optic	LED Module	Image	Driver Current [mA]	Lumen Output [lm]		Wattage [W]	Efficacy [lm/W]		B.U.G. Rating	
				3000 K	4000 K		3000 K	4000 K	3000 K	4000 K
005	GL02		350	1402	1476	9	156	164	B1-U0-G1	B1-U0-G1
			525	2065	2174	13.5	153	161	B1-U0-G1	B1-U0-G1
			700	2701	2843	18.5	146	154	B1-U0-G1	B1-U0-G1
			1050	3958	4167	28	141	149	B2-U0-G2	B2-U0-G2
	GL04		350	2712	2855	17.5	155	163	B1-U0-G1	B1-U0-G1
			525	3987	4197	26.5	150	158	B2-U0-G2	B2-U0-G2
			700	5129	5399	34.5	149	156	B2-U0-G2	B2-U0-G2
			1050	7188	7566	53	136	143	B3-U0-G3	B3-U0-G3
	GL06		350	4024	4236	26	155	163	B2-U0-G2	B2-U0-G2
			525	5904	6215	38.5	153	161	B2-U0-G2	B2-U0-G2
			700	7399	7788	51.5	144	151	B3-U0-G3	B3-U0-G3
			1050	9267	9755	77	120	127	B3-U0-G3	B3-U0-G3
	GL08		350	5555	5847	34	163	172	B2-U0-G2	B2-U0-G2
			525	8166	8595	50.5	162	170	B3-U0-G3	B3-U0-G3
			700	10503	11056	68	154	163	B3-U0-G3	B3-U0-G3
			1050	14720	15495	104	142	149	B3-U0-G3	B3-U0-G3
	GL10		350	6707	7060	42	160	168	B2-U0-G2	B3-U0-G3
			525	9840	10358	63	156	164	B3-U0-G3	B3-U0-G3
			700	12331	12980	85	145	153	B3-U0-G3	B3-U0-G3
			1050	15446	16259	129	120	126	B3-U0-G3	B3-U0-G3
010	GL02		350	1402	1476	9	156	164	B0-U0-G0	B1-U0-G1
			525	2065	2174	13.5	153	161	B1-U0-G1	B1-U0-G1
			700	2701	2843	18.5	146	154	B1-U0-G1	B1-U0-G1
			1050	3958	4167	28	141	149	B1-U0-G1	B1-U0-G1
	GL04		350	2712	2855	17.5	155	163	B1-U0-G1	B1-U0-G1
			525	3987	4197	26.5	150	158	B1-U0-G1	B1-U0-G1
			700	5129	5399	34.5	149	156	B1-U0-G1	B1-U0-G1
			1050	7188	7566	53	136	143	B2-U0-G2	B2-U0-G2
	GL06		350	4024	4236	26	155	163	B1-U0-G1	B1-U0-G1
			525	5904	6215	38.5	153	161	B1-U0-G1	B1-U0-G1
			700	7399	7788	51.5	144	151	B2-U0-G2	B2-U0-G2
			1050	9267	9755	77	120	127	B2-U0-G2	B2-U0-G2
	GL08		350	5555	5847	34	163	172	B1-U0-G1	B1-U0-G1
			525	8166	8595	50.5	162	170	B2-U0-G2	B2-U0-G2
			700	10503	11056	68	154	163	B2-U0-G2	B2-U0-G2
			1050	14720	15495	104	142	149	B3-U0-G3	B3-U0-G3
	GL10		350	6707	7060	42	160	168	B2-U0-G2	B2-U0-G2
			525	9840	10358	63	156	164	B2-U0-G2	B2-U0-G2
			700	12331	12980	85	145	153	B2-U0-G2	B2-U0-G2
			1050	15446	16259	129	120	126	B3-U0-G3	B3-U0-G3

Type III M

The measured data for the lighting fixture is based on the standard configuration of GMR ENLIGHTS products (CRI 70) at an ambient temperature of 77°F (25°C). Other currents are available in 50mA steps, ranging from 200mA up to 1050mA, where applicable.

Feature availability may vary based on product configuration. Upon request, additional color temperature options beyond the standard 3000K and 4000K listed in the table, as well as alternative CRI selections, are available.

3M_004



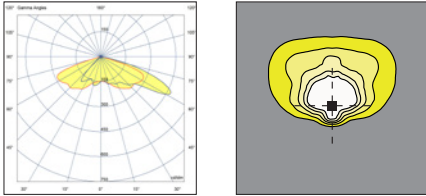
Optic	LED Module	Image	Driver Current [mA]	Lumen Output [lm]		Wattage [W]	Efficacy [lm/W]		B.U.G. Rating	
				3000 K	4000 K		3000 K	4000 K	3000 K	4000 K
004	GL02		350	1432	1507	9	159	167	B0-U0-G1	B0-U0-G1
			525	2109	2220	13.5	156	164	B1-U0-G1	B1-U0-G1
			700	2757	2903	18.5	149	157	B1-U0-G1	B1-U0-G1
			1050	4041	4254	28	144	152	B1-U0-G1	B1-U0-G1
	GL04		350	2769	2915	17.5	158	167	B1-U0-G1	B1-U0-G1
			525	4071	4285	26.5	154	162	B1-U0-G1	B1-U0-G1
			700	5236	5512	34.5	152	160	B1-U0-G1	B1-U0-G1
			1050	7339	7725	53	138	146	B1-U0-G2	B1-U0-G2
	GL06		350	4108	4325	26	158	166	B1-U0-G1	B1-U0-G1
			525	6028	6345	38.5	157	165	B1-U0-G1	B1-U0-G1
			700	7554	7952	51.5	147	154	B1-U0-G2	B2-U0-G2
			1050	9462	9960	77	123	129	B2-U0-G2	B2-U0-G2
	GL08		350	5671	5970	34	167	176	B1-U0-G1	B1-U0-G1
			525	8337	8775	50.5	165	174	B2-U0-G2	B2-U0-G2
			700	10724	11288	68	158	166	B2-U0-G2	B2-U0-G2
			1050	15028	15819	104	145	152	B2-U0-G2	B3-U0-G3
	GL10		350	6847	7208	42	163	172	B1-U0-G2	B1-U0-G2
			525	10047	10575	63	159	168	B2-U0-G2	B2-U0-G2
			700	12590	13253	85	148	156	B2-U0-G2	B2-U0-G2
			1050	15770	16600	129	122	129	B3-U0-G3	B3-U0-G3

Type IV S

The measured data for the lighting fixture is based on the standard configuration of GMR ENLIGHTS products (CRI 70) at an ambient temperature of 77°F (25°C). Other currents are available in 50mA steps, ranging from 200mA up to 1050mA, where applicable.

Feature availability may vary based on product configuration. Upon request, additional color temperature options beyond the standard 3000K and 4000K listed in the table, as well as alternative CRI selections, are available.

4S_009



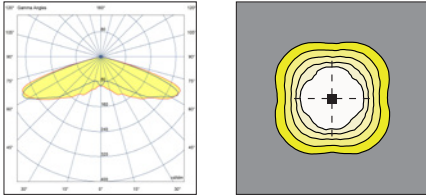
Optic	LED Module	Image	Driver Current [mA]	Lumen Output [lm]		Wattage [W]	Efficacy [lm/W]		B.U.G. Rating	
				3000 K	4000 K		3000 K	4000 K	3000 K	4000 K
009	GL02		350	1417	1492	9	157	166	B0-U0-G1	B0-U0-G1
			525	2087	2197	13.5	155	163	B1-U0-G1	B1-U0-G1
			700	2729	2873	18.5	148	155	B1-U0-G1	B1-U0-G1
			1050	4000	4210	28	143	150	B1-U0-G1	B1-U0-G1
	GL04		350	2741	2885	17.5	157	165	B1-U0-G1	B1-U0-G1
			525	4029	4241	26.5	152	160	B1-U0-G1	B1-U0-G1
			700	5183	5455	34.5	150	158	B1-U0-G2	B1-U0-G2
			1050	7263	7645	53	137	144	B2-U0-G2	B2-U0-G2
	GL06		350	4066	4280	26	156	165	B1-U0-G1	B1-U0-G1
			525	5966	6280	38.5	155	163	B1-U0-G2	B1-U0-G2
			700	7476	7870	51.5	145	153	B2-U0-G2	B2-U0-G2
			1050	9365	9857	77	122	128	B2-U0-G2	B2-U0-G2
	GL08		350	5613	5908	34	165	174	B1-U0-G2	B1-U0-G2
			525	8251	8685	50.5	163	172	B2-U0-G2	B2-U0-G2
			700	10614	11172	68	156	164	B2-U0-G2	B2-U0-G2
			1050	14874	15657	104	143	151	B3-U0-G3	B3-U0-G3
	GL10		350	6777	7134	42	161	170	B1-U0-G2	B2-U0-G2
			525	9944	10467	63	158	166	B2-U0-G2	B2-U0-G2
			700	12461	13117	85	147	154	B2-U0-G2	B2-U0-G2
			1050	15608	16429	129	121	127	B3-U0-G3	B3-U0-G3

Type V S

The measured data for the lighting fixture is based on the standard configuration of GMR ENLIGHTS products (CRI 70) at an ambient temperature of 77°F (25°C). Other currents are available in 50mA steps, ranging from 200mA up to 1050mA, where applicable.

Feature availability may vary based on product configuration. Upon request, additional color temperature options beyond the standard 3000K and 4000K listed in the table, as well as alternative CRI selections, are available.

5S_016



Optic	LED Module	Image	Driver Current [mA]	Lumen Output [lm]		Wattage [W]	Efficacy [lm/W]		B.U.G. Rating	
				3000 K	4000 K		3000 K	4000 K	3000 K	4000 K
016	GL02		350	1417	1492	9	157	166	B1-U0-G0	B1-U0-G0
			525	2087	2197	13.5	155	163	B2-U0-G0	B2-U0-G0
			700	2729	2873	18.5	148	155	B2-U0-G1	B2-U0-G1
			1050	4000	4210	28	143	150	B2-U0-G1	B3-U0-G1
	GL04		350	2741	2885	17.5	157	165	B2-U0-G1	B2-U0-G1
			525	4029	4241	26.5	152	160	B2-U0-G1	B3-U0-G1
			700	5183	5455	34.5	150	158	B3-U0-G1	B3-U0-G1
			1050	7263	7645	53	137	144	B3-U0-G1	B3-U0-G2
	GL06		350	4066	4280	26	156	165	B2-U0-G1	B3-U0-G1
			525	5966	6280	38.5	155	163	B3-U0-G1	B3-U0-G1
			700	7476	7870	51.5	145	153	B3-U0-G2	B3-U0-G2
			1050	9365	9857	77	122	128	B3-U0-G2	B3-U0-G2
	GL08		350	5613	5908	34	165	174	B3-U0-G1	B3-U0-G1
			525	8251	8685	50.5	163	172	B3-U0-G2	B3-U0-G2
			700	10614	11172	68	156	164	B4-U0-G2	B4-U0-G2
			1050	14874	15657	104	143	151	B4-U0-G2	B4-U0-G2
	GL10		350	6777	7134	42	161	170	B3-U0-G1	B3-U0-G1
			525	9944	10467	63	158	166	B3-U0-G2	B4-U0-G2
			700	12461	13117	85	147	154	B4-U0-G2	B4-U0-G2
			1050	15608	16429	129	121	127	B4-U0-G2	B4-U0-G2

Example: L-VSA_GL04_730_01M_A0350_1FS_S

Family	LED Module	CRI	Color Temperature CCT	Optic	Options	Driver Current*	Protection Class	Mounting Type	Electrical Disconnect	Finish	
L	VSA VESTA A	GL02 Glased 8 LED	7 CRI 70	22 2200K	01S TYPE I	A ON/OFF - No communication interface	0350 350mA	1 CL1	A Suspended	S NO Disconnect	S Standard
	VSB VESTA B	GL04 Glased 16 LED	8 CRI 80	27 2700K	01M TYPE I	M Intelligent dimming with integrated VM Virtual Midnight on the driver	0525 525mA	3 CL1 + SPD	B Lateral	Z Disconnect	C Custom
	VSC VESTA C	GL06 Glased 24 LED		30 3000K	02S TYPE II	B Dimming through 1-10V interface	0700 700mA		C Wyre system		
	VST VESTA T	GL08 Glased 32 LED		40 4000K	02M TYPE II	N Provision with NEMA Socket ON/OFF (Power Interruption)	1050 1050mA		E Pole-TOP Fixing Ø2.36"		
		GL10 Glased 40 LED			2VS TYPE III	E Provision with NEMA Socket with 1/10V (1-10V Dimming)			F Pole-TOP Fixing Ø3"		
					3M TYPE III	H Provision with NEMA Socket with 1/10V (1-10V Dimming) and VM Enabling					
					03S TYPE IV						
					3VS TYPE III						
					04S TYPE IV						
					05S TYPE V						

*Other currents are available in 50mA steps, ranging from 200mA up to 1050mA, where applicable.

Functions

Standard functionality

CONSTANT CURRENT

During production, the fixture is pre-set with a fixed constant current selected from the standard settings listed in the tables on page 3. Upon request, it is also possible to configure a custom current, in 50mA steps, ranging from 200mA to 1050mA where applicable

VIRTUAL MIDNIGHT | AUTOMATIC DIMMING

The driver is programmed to automatically dim the light output according to the time. As required by regulations, the maximum output is set during initial hours and towards the end of the light fixture's operating time interval. During these hours there is statistically more traffic. The light output is then dimmed during the central hours of the operating time interval. This management is achievable through a self-learning process of the device, that establishes the centre point of the time interval. This moment is called "virtual midnight" and it is the point that the dimming profile refers to in order to know when to reduce the light output. We can manage up to 8hrs of programming that evolve around the virtual midnight and up to 5 steps of dimming. This way the light output will adjust automatically, adapting throughout the year to the duration of the nighttime, by referring to the pre-set parameters based on the centre point of the operating time interval.

On request functionality

NEMA | Nema Socket (7 PIN)

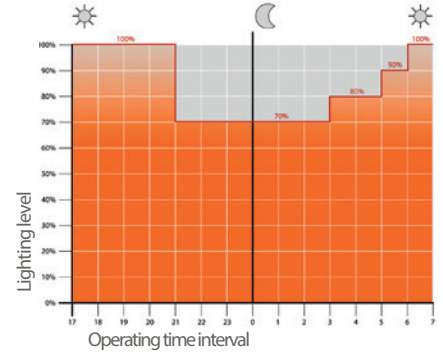
The Nema Socket is a 7 PIN connector/socket with IP66 rating, that is fitted on the fixture to make it interfaceable with various ANSI C136 compliant devices and remote-control gear.

These devices can be installed during or after installation of the light fixtures. The NEMA socket can provide power interruption and is interfaceable with DALI buses and/or 1-10V dimming. It is compatible with point-to-point node connection, and twilight sensors ect.


PHOTOCONTROL SENSOR

The product can be equipped with a photocontrol sensor, which is installed directly on the luminaire. This sensor automatically controls the lighting based on ambient light levels, ensuring energy-efficient operation. The installation should consider the height and surroundings for optimal performance.

Example of 4-step adjustment with virtual midnight

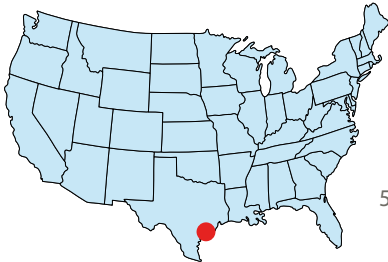


7 Pin Nema Socket 7 (A) and IP66 shorting cap (B)



Contacts

rev. 2025.07



GMR Enlight USA
Robert Maxwell

5353 Fannin St # 1401
Houston, TX 77004

Tel. 713-240-2190

robert.maxwell@gmrenlights.com



GMR ENLIGHTS s.r.l.

Legal headquarters:
Strada Provinciale Specchia - Alessano, 68 • 73040 (LE)

Administrative and operational headquarters:
Via Grande n°226 • 47032 Bertinoro (FC)

T +39 0543 462611
F +39 0543 449111

sales@gmrenlights.com
www.gmrenlights.com